

2004 SEASON IN REVIEW

PITT FOOTBALL 2005



| | | | | | |
|----------------|------|-------|---------|------------|----------------|
| NOTRE DAME | | 0:00 | | PITTSBURGH | |
| 38 | | | | 41 | |
| TIME OUTS LEFT | DOWN | TO GO | BALL ON | QTR | TIME OUTS LEFT |
| 0 | | | | 4 | 0 |
| ND | | | | NBC | |

2004 STATISTICS

TEAM STATISTICS

| | PITT | OPP |
|--------------------------------|-----------|------------|
| SCORING | 325 | 288 |
| Points Per Game | 27.1 | 24.0 |
| FIRST DOWNS | 232 | 245 |
| Rushing | 74 | 98 |
| Passing | 133 | 128 |
| Penalty | 25 | 19 |
| RUSHING YARDAGE | 1173 | 1682 |
| Yards gained rushing | 1633 | 1978 |
| Yards lost rushing | 460 | 296 |
| Rushing Attempts | 448 | 441 |
| Average Per Rush | 2.6 | 3.8 |
| Average Per Game | 97.8 | 140.2 |
| TDs Rushing | 10 | 13 |
| PASSING YARDAGE | 3121 | 3063 |
| Att-Comp-Int | 414-232-7 | 452-255-17 |
| Average Per Pass | 7.5 | 6.8 |
| Average Per Catch | 13.5 | 12.0 |
| Average Per Game | 260.1 | 255.2 |
| TDs Passing | 24 | 22 |
| TOTAL OFFENSE | 4294 | 4745 |
| Total Plays | 862 | 893 |
| Average Per Play | 5.0 | 5.3 |
| Average Per Game | 357.8 | 395.4 |
| KICK RETURNS: #-YARDS | 42-835 | 45-1030 |
| PUNT RETURNS: #-YARDS | 35-191 | 30-364 |
| INT RETURNS: #-YARDS | 17-290 | 7-84 |
| KICK RETURN AVERAGE | 19.9 | 22.9 |
| PUNT RETURN AVERAGE | 5.5 | 12.1 |
| INT RETURN AVERAGE | 17.1 | 12.0 |
| FUMBLES-LOST | 15-6 | 15-9 |
| PENALTIES-YARDS | 70-560 | 101-886 |
| Average Per Game | 46.7 | 73.8 |
| PUNTS-YARDS | 72-2886 | 68-2566 |
| Average Per Punt | 40.1 | 37.7 |
| Net punt average | 35.0 | 34.9 |
| TIME OF POSSESSION/GAME | 30:40 | 29:20 |
| 3RD-DOWN CONVERSIONS | 74/194 | 65/183 |
| 3rd-Down Pct | 38% | 36% |
| 4TH-DOWN CONVERSIONS | 9/15 | 8/21 |
| 4th-Down Pct | 60% | 38% |
| SACKS BY-YARDS | 22-153 | 40-309 |
| MISC YARDS | 0 | 0 |
| TOUCHDOWNS SCORED | 39 | 36 |
| FIELD GOALS-ATTEMPTS | 18-27 | 12-19 |
| PAT-ATTEMPTS | 35-38 | 34-34 |
| ATTENDANCE | 249599 | 200940 |
| Games/Avg Per Game | 6/41600 | 5/40188 |

FINAL RESULTS

| RECORD: | Overall | Home | Away | Neutral |
|----------------|----------------|-------------|-------------|----------------|
| ALL GAMES | (8-4) | (5-1) | (3-2) | (0-1) |
| BIG EAST | (4-2) | (3-0) | (1-2) | (0-0) |
| NON-CONFERENCE | (4-2) | (2-1) | (2-0) | (0-1) |

| DATE | Opponent | W/L | Score | Attend |
|-------------|-------------------|------------|--------------|---------------|
| 9/11/04 | OHIO | W | 24-3 | 46,401 |
| 9/18/04 | NEBRASKA | L | 17-24 | 40,133 |
| 9/25/04 | FURMAN | W | 41-38 (OT) | 35,121 |
| 9/30/04 | at Connecticut* | L | 17-29 | 40,000 |
| 10/9/04 | at Temple* | W | 27-22 | 19,517 |
| 10/16/04 | BOSTON COLLEGE* | W | 20-17 (OT) | 34,071 |
| 10/23/04 | RUTGERS* | W | 41-17 | 41,232 |
| 11/6/04 | at Syracuse* | L | 31-38 (2OT) | 37,211 |
| 11/13/04 | at Notre Dame | W | 41-38 | 80,795 |
| 11/25/04 | WEST VIRGINIA* | W | 16-13 | 52,641 |
| 12/4/04 | at South Florida# | W | 43-14 | 23,417 |
| 1/1/05 | vs. Utah% | L | 7-35 | 73,519 |

* indicates Big East Conference game # originally scheduled for Sept. 6 % Tostitos Fiesta Bowl

| SCORE BY QUARTERS | 1st | 2nd | 3rd | 4th | OT | Total |
|--------------------------|------------|------------|------------|------------|-----------|--------------|
| Pittsburgh | 74 | 97 | 59 | 82 | 13 | 325 |
| Opponents | 68 | 91 | 76 | 39 | 14 | 288 |

INDIVIDUAL STATISTICS

| SCORING | TD | FGs | PATs | | | | DXP | Saf | Pts |
|------------------|-----------|--------------|--------------|-------------|------------|-------------|------------|------------|------------|
| | | | Kick | Rush | Rcv | Pass | | | |
| CUMMINGS, Josh | 0 | 18-27 | 35-37 | 0-0 | 0 | 0-0 | 0 | 0 | 89 |
| LEE, Greg | 10 | 0-0 | 0-0 | 0-0 | 0 | 0-0 | 0 | 0 | 60 |
| KIRKLEY, Raymond | 6 | 0-0 | 0-0 | 0-0 | 0 | 0-0 | 0 | 0 | 36 |
| GILL, Erik | 4 | 0-0 | 0-0 | 0-0 | 1 | 0-0 | 0 | 0 | 26 |
| BUCHES, Steve | 4 | 0-0 | 0-0 | 0-0 | 0 | 0-0 | 0 | 0 | 24 |
| DELSARDO, Joe | 4 | 0-0 | 0-0 | 0-0 | 0 | 0-0 | 0 | 0 | 24 |
| PALKO, Tyler | 3 | 0-0 | 0-0 | 0-0 | 0 | 1-1 | 0 | 0 | 18 |
| POSTELL, Malcolm | 3 | 0-0 | 0-0 | 0-0 | 0 | 0-0 | 0 | 0 | 18 |
| FURMAN, Marcus | 2 | 0-0 | 0-0 | 0-0 | 0 | 0-0 | 0 | 0 | 12 |
| KINDER, Derek | 1 | 0-0 | 0-0 | 0-0 | 0 | 0-0 | 0 | 0 | 6 |
| MURPHY, Tim | 1 | 0-0 | 0-0 | 0-0 | 0 | 0-0 | 0 | 0 | 6 |
| LAY, Josh | 1 | 0-0 | 0-0 | 0-0 | 0 | 0-0 | 0 | 0 | 6 |
| TEAM | 0 | 0-0 | 0-1 | 0-0 | 0 | 0-0 | 0 | 0 | 0 |
| Total | 39 | 18-27 | 35-38 | 0-0 | 1 | 1-1 | 0 | 0 | 325 |
| Opponents | 36 | 12-19 | 34-34 | 0-1 | 0 | 0-1 | 0 | 1 | 288 |

| RUSHING | G | Att | Gain | Loss | Net | Avg | TD | Long | Avg/G |
|------------------|-----------|------------|-------------|-------------|-------------|------------|-----------|-------------|--------------|
| | | | | | | | | | |
| MURPHY, Tim | 8 | 88 | 349 | 15 | 334 | 3.8 | 1 | 37 | 41.8 |
| PALKO, Tyler | 12 | 129 | 469 | 330 | 139 | 1.1 | 3 | 43 | 11.6 |
| FURMAN, Marcus | 11 | 37 | 136 | 20 | 116 | 3.1 | 0 | 16 | 10.5 |
| MASON, Brandon | 5 | 17 | 52 | 12 | 40 | 2.4 | 0 | 12 | 8.0 |
| GRAESSLE, Adam | 12 | 1 | 7 | 0 | 7 | 7.0 | 0 | 7 | 0.6 |
| CAMPBELL, Kellen | 9 | 3 | 6 | 0 | 6 | 2.0 | 0 | 4 | 0.7 |
| PHILLIPS, Mike | 12 | 1 | 5 | 0 | 5 | 5.0 | 0 | 5 | 0.4 |
| DELSARDO, Joe | 12 | 1 | 0 | 0 | 0 | 0.0 | 0 | 0 | 0.0 |
| FLACCO, Joe | 3 | 6 | 14 | 14 | 0 | 0.0 | 0 | 6 | 0.0 |
| ACIERNO, Justin | 10 | 1 | 0 | 0 | 0 | 0.0 | 0 | 0 | 0.0 |
| STRONG, Darrell | 12 | 1 | 0 | 2 | -2 | -2.0 | 0 | 0 | -0.2 |
| McKILLOP, Chris | 11 | 1 | 0 | 2 | -2 | -2.0 | 0 | 0 | -0.2 |
| McCRAY, Darren | 11 | 2 | 0 | 5 | -5 | -2.5 | 0 | 0 | -0.5 |
| TEAM | 9 | 6 | 0 | 25 | -25 | -4.2 | 0 | 0 | -2.8 |
| Total | 12 | 448 | 1633 | 460 | 1173 | 2.6 | 10 | 43 | 97.8 |
| Opponents | 12 | 441 | 1978 | 296 | 1682 | 3.8 | 13 | 57 | 140.2 |

INDIVIDUAL STATISTICS

(continued)


| PASSING | G | Effic | Att-Cmp-Int | Pct | Yds | TD | Lng | Avg/G |
|------------------|-----------|---------------|-------------------|-------------|-------------|-----------|-----------|--------------|
| PALKO, Tyler | 12 | 135.17 | 409-230-7 | 56.2 | 3067 | 24 | 80 | 255.6 |
| FLACCO, Joe | 3 | 48.10 | 4-1-0 | 25.0 | 11 | 0 | 11 | 3.7 |
| FURMAN, Marcus | 11 | 461.20 | 1-1-0 | 100.0 | 43 | 0 | 43 | 3.9 |
| Total | 12 | 135.11 | 414-232-7 | 56.0 | 3121 | 24 | 80 | 260.1 |
| Opponents | 12 | 121.88 | 452-255-17 | 56.4 | 3063 | 22 | 75 | 255.2 |

| RECEIVING | G | No. | Yds | Avg | TD | Long | Avg/G |
|------------------|-----------|------------|-------------|-------------|-----------|-----------|--------------|
| LEE, Greg | 12 | 68 | 1297 | 19.1 | 10 | 77 | 108.1 |
| DELSARDO, Joe | 12 | 49 | 573 | 11.7 | 4 | 32 | 47.8 |
| FURMAN, Marcus | 11 | 27 | 243 | 9.0 | 1 | 24 | 22.1 |
| GILL, Erik | 12 | 25 | 433 | 17.3 | 4 | 80 | 36.1 |
| KIRKLEY, Raymond | 10 | 23 | 179 | 7.8 | 0 | 18 | 17.9 |
| MURPHY, Tim | 8 | 13 | 118 | 9.1 | 0 | 26 | 14.8 |
| BUCHES, Steve | 12 | 7 | 94 | 13.4 | 4 | 38 | 7.8 |
| ACIERNO, Justin | 10 | 7 | 42 | 6.0 | 0 | 13 | 4.2 |
| STRONG, Darrell | 12 | 4 | 58 | 14.5 | 0 | 31 | 4.8 |
| CHANDLER, Kelvin | 9 | 4 | 47 | 11.8 | 0 | 21 | 5.2 |
| CAMPBELL, Kellen | 9 | 4 | 34 | 8.5 | 0 | 25 | 3.8 |
| KINDER, Derek | 9 | 1 | 3 | 3.0 | 1 | 3 | 0.3 |
| Total | 12 | 232 | 3121 | 13.5 | 24 | 80 | 260.1 |
| Opponents | 12 | 255 | 3063 | 12.0 | 22 | 75 | 255.2 |


| TOTAL OFFENSE | G | Plays | Rush | Pass | Total | Avg/G |
|------------------|-----------|------------|-------------|-------------|-------------|--------------|
| PALKO, Tyler | 12 | 538 | 139 | 3067 | 3206 | 267.2 |
| KIRKLEY, Raymond | 10 | 154 | 560 | 0 | 560 | 56.0 |
| MURPHY, Tim | 8 | 88 | 334 | 0 | 334 | 41.8 |
| FURMAN, Marcus | 11 | 38 | 116 | 43 | 159 | 14.5 |
| MASON, Brandon | 5 | 17 | 40 | 0 | 40 | 8.0 |
| FLACCO, Joe | 3 | 10 | 0 | 11 | 11 | 3.7 |
| GRAESSLE, Adam | 12 | 1 | 7 | 0 | 7 | 0.6 |
| CAMPBELL, Kellen | 9 | 3 | 6 | 0 | 6 | 0.7 |
| PHILLIPS, Mike | 12 | 1 | 5 | 0 | 5 | 0.4 |
| STRONG, Darrell | 12 | 1 | -2 | 0 | -2 | -0.2 |
| McKILLOP, Chris | 11 | 1 | -2 | 0 | -2 | -0.2 |
| McCRAY, Darren | 11 | 2 | -5 | 0 | -5 | -0.5 |
| TEAM | 9 | 6 | -25 | 0 | -25 | -2.8 |
| Total | 12 | 862 | 1173 | 3121 | 4294 | 357.8 |
| Opponents | 12 | 893 | 1682 | 3063 | 4745 | 395.4 |

| FIELD GOALS | FGM-FGA | Pct | 01-19 | 20-29 | 30-39 | 40-49 | 50+ | Lg | Blk |
|----------------|---------|------|-------|-------|-------|-------|-----|----|-----|
| CUMMINGS, Josh | 18-27 | 66.7 | 1-1 | 5-6 | 9-11 | 3-7 | 0-2 | 47 | 2 |

| PUNTING | No. | Yds | Avg | Long | TB | FC | I20 | Blkd |
|------------------|-----------|-------------|-------------|-----------|----------|----------|-----------|----------|
| GRAESSLE, Adam | 60 | 2600 | 43.3 | 79 | 5 | 6 | 17 | 5 |
| KRUT, Nick | 5 | 201 | 40.2 | 49 | 1 | 0 | 0 | 0 |
| TEAM | 5 | 19 | 3.8 | 14 | 0 | 0 | 0 | 0 |
| FLACCO, Joe | 1 | 25 | 25.0 | 25 | 0 | 0 | 0 | 0 |
| PALKO, Tyler | 1 | 41 | 41.0 | 41 | 0 | 0 | 0 | 0 |
| Total | 72 | 2886 | 40.1 | 79 | 6 | 6 | 17 | 5 |
| Opponents | 68 | 2566 | 37.7 | 54 | 3 | 6 | 28 | 1 |



Marcus Furman



Erik Gill

2004 STATISTICS

PITT SEASON HIGHS

INDIVIDUAL GAME HIGHS

Rushes 26

KIRKLEY, Raymond vs Furman (9/25/04)

Yards Rushing 108

KIRKLEY, Raymond vs Furman (9/25/04)

TD Rushes 2

KIRKLEY, Raymond at Temple (10/09/04)

Long Rush 43

PALCO, Tyler vs Ohio (9/11/04)

Pass attempts 45

PALCO, Tyler vs Nebraska (9/18/04)

Pass completions 30

PALCO, Tyler vs Furman (9/25/04)

Yards Passing 411

PALCO, Tyler at South Florida (12/04/04)

TD Passes 5

PALCO, Tyler at Notre Dame (11/13/04)

PALCO, Tyler at South Florida (12/04/04)

Long Pass 80

PALCO, Tyler at South Florida (12/04/04)

Receptions 9

FURMAN, Marcus at Syracuse (11/6/04)

LEE, Greg at Syracuse (11/6/04)

DELSARDO, Joe at Utah (1/1/05)

Yards Receiving 188

LEE, Greg at Syracuse (11/6/04)

TD Receptions 3

LEE, Greg at South Florida (12/04/04)

Long Reception 80

GILL, Erik at South Florida (12/04/04)

Field Goals 3

CUMMINGS, Josh vs West Virginia (11/25/04)

Long Field Goal 47

CUMMINGS, Josh vs Rutgers (10/23/04)

Punts 10

GRAESSLE, Adam vs Ohio (9/11/04)

Punting Avg 56.0

GRAESSLE, Adam at Connecticut (9/30/04)

Long Punt 79

GRAESSLE, Adam vs Boston College (10/16/04)

Long Punt Return 37

BENNETT, Brian vs Ohio (9/11/04)

Long Kickoff Return 96

FURMAN, Marcus vs Nebraska (9/18/04)

Tackles 16

MORRIS, Tez at Temple (10/09/04)

Sacks 2.0

HORNE, J.J. vs Ohio (9/11/04)

SALLET, Charles at Temple (10/09/04)

Tackles For Loss 3.5

BLADES, H.B. at Connecticut (9/30/04)

Interceptions 2

LAY, Josh at Notre Dame (11/13/04)

POSTELL, Malcolm at South Florida (12/04/04)

INDIVIDUAL STATISTICS

(continued)

| ALL PURPOSE | G | Rush | Rec | PR | KOR | IR | Tot | Avg/G |
|-------------------|-----------|-------------|-------------|------------|-------------|------------|-------------|--------------|
| LEE, Greg | 12 | 0 | 1297 | 0 | 0 | 0 | 1297 | 108.1 |
| FURMAN, Marcus | 11 | 116 | 243 | 0 | 551 | 0 | 910 | 82.7 |
| KIRKLEY, Raymond | 10 | 560 | 179 | 0 | 157 | 0 | 896 | 89.6 |
| DELSARDO, Joe | 12 | 0 | 573 | 0 | 0 | 0 | 573 | 47.8 |
| MURPHY, Tim | 8 | 334 | 118 | 0 | 0 | 0 | 452 | 56.5 |
| GILL, Erik | 12 | 0 | 433 | 0 | 0 | 0 | 433 | 36.1 |
| RICHARDSON, Allen | 12 | 0 | 0 | 107 | 102 | 0 | 209 | 17.4 |
| PALCO, Tyler | 12 | 139 | 0 | 0 | 0 | 0 | 139 | 11.6 |
| POSTELL, Malcolm | 12 | 0 | 0 | 0 | 0 | 119 | 119 | 9.9 |
| LAY, Josh | 12 | 0 | 0 | 0 | 0 | 117 | 117 | 9.8 |
| BUCHES, Steve | 12 | 0 | 94 | 0 | 0 | 0 | 94 | 7.8 |
| STRONG, Darrell | 12 | -2 | 58 | 0 | 0 | 0 | 56 | 4.7 |
| CHANDLER, Kelvin | 9 | 0 | 47 | 0 | 0 | 0 | 47 | 5.2 |
| ACIERNO, Justin | 10 | 0 | 42 | 0 | 0 | 0 | 42 | 4.2 |
| REVIS, Darrelle | 12 | 0 | 0 | 41 | 0 | 0 | 41 | 3.4 |
| MASON, Brandon | 5 | 40 | 0 | 0 | 0 | 0 | 40 | 8.0 |
| CAMPBELL, Kellen | 9 | 6 | 34 | 0 | 0 | 0 | 40 | 4.4 |
| BENNETT, Brian | 12 | 0 | 0 | 37 | 0 | 0 | 37 | 3.1 |
| SESSION, Clint | 12 | 0 | 0 | 0 | 0 | 36 | 36 | 3.0 |
| ROSEBERRY, Doug | 12 | 0 | 0 | 0 | 25 | 0 | 25 | 2.1 |
| BLADES, H.B. | 12 | 0 | 0 | 0 | 0 | 12 | 12 | 1.0 |
| GILLIARD, Tyrone | 12 | 0 | 0 | 0 | 0 | 12 | 12 | 1.0 |
| GRAESSLE, Adam | 12 | 7 | 0 | 0 | 0 | 0 | 7 | 0.6 |
| MALLEY, Keith | 3 | 0 | 0 | 6 | 0 | 0 | 6 | 2.0 |
| KINDER, Derek | 9 | 0 | 3 | 0 | 0 | 0 | 3 | 0.3 |
| PHILLIPS, Mike | 12 | 5 | 0 | 0 | 0 | -6 | -1 | -0.1 |
| McKILLOP, Chris | 11 | -2 | 0 | 0 | 0 | 0 | -2 | -0.2 |
| MCCRAY, Darren | 11 | -5 | 0 | 0 | 0 | 0 | -5 | -0.5 |
| TEAM | 9 | -25 | 0 | 0 | 0 | 0 | -25 | -2.8 |
| Total | 12 | 1173 | 3121 | 191 | 835 | 290 | 5610 | 467.5 |
| Opponents | 12 | 1682 | 3063 | 364 | 1030 | 84 | 6223 | 518.6 |

| INTERCEPTIONS | No. | Yds | Avg | TD | Long |
|------------------|-----------|------------|-------------|----------|-----------|
| POSTELL, Malcolm | 4 | 119 | 29.8 | 3 | 44 |
| BLADES, H.B. | 3 | 12 | 4.0 | 0 | 7 |
| LAY, Josh | 3 | 117 | 39.0 | 1 | 82 |
| REVIS, Darrelle | 2 | 0 | 0.0 | 0 | 0 |
| SESSION, Clint | 2 | 36 | 18.0 | 0 | 24 |
| PHILLIPS, Mike | 2 | -6 | -3.0 | 0 | 0 |
| GILLIARD, Tyrone | 1 | 12 | 12.0 | 0 | 12 |
| Total | 17 | 290 | 17.1 | 4 | 82 |
| Opponents | 7 | 84 | 12.0 | 1 | 38 |

| PUNT RETURNS | No. | Yds | Avg | TD | Long |
|-------------------|-----------|------------|-------------|----------|-----------|
| RICHARDSON, Allen | 30 | 107 | 3.6 | 0 | 17 |
| REVIS, Darrelle | 4 | 41 | 10.2 | 0 | 19 |
| MALLEY, Keith | 1 | 6 | 6.0 | 0 | 0 |
| BENNETT, Brian | 0 | 37 | 0.0 | 0 | 37 |
| Total | 35 | 191 | 5.5 | 0 | 37 |
| Opponents | 30 | 364 | 12.1 | 0 | 68 |

| KICK RETURNS | No. | Yds | Avg | TD | Long |
|-------------------|-----------|-------------|-------------|----------|-----------|
| FURMAN, Marcus | 25 | 551 | 22.0 | 1 | 96 |
| KIRKLEY, Raymond | 9 | 157 | 17.4 | 0 | 26 |
| RICHARDSON, Allen | 5 | 102 | 20.4 | 0 | 38 |
| ROSEBERRY, Doug | 3 | 25 | 8.3 | 0 | 13 |
| Total | 42 | 835 | 19.9 | 1 | 96 |
| Opponents | 45 | 1030 | 22.9 | 0 | 60 |

| FUMBLE RETURNS | No. | Yds | Avg | TD | Long |
|------------------|----------|----------|------------|----------|----------|
| Total | 0 | 0 | 0.0 | 0 | 0 |
| Opponents | 0 | 0 | 0.0 | 0 | 0 |

(continued on next page)

DEFENSIVE STATISTICS

| DEFENSIVE LEADERS | GP | Tackles | | | ForLoss | Sacks No-Yards | Pass Def | | | Fumbles | | Blkd | |
|---------------------|-----------|------------|------------|------------|-----------------|-------------------|---------------|-----------|----------|------------|----------|----------|----------|
| | | UT | AT | Total | | | Int-Yds | BrUp | QBH | Rcv-Yds | FF | Kick | Saf |
| 51 BLADES, H.B. | 12 | 58 | 50 | 108 | 10.5-24 | 2.0-13 | 3-12 | 2 | | 1-0 | 1 | | |
| 17 SESSION, Clint | 12 | 46 | 45 | 91 | 7.5-17 | 0.5-2 | 2-36 | 6 | | | | | |
| 20 MORRIS, Tez | 12 | 37 | 48 | 85 | | | | 3 | | 1-0 | | | |
| 6 POSTELL, Malcolm | 12 | 38 | 26 | 64 | 8.5-31 | 1.0-9 | 4-119 | 2 | | | | | |
| 31 GILLIARD, Tyrone | 12 | 27 | 22 | 49 | | | 1-12 | 1 | | | | | |
| 25 REVIS, Darrelle | 12 | 36 | 13 | 49 | 0.5-0 | | 2-0 | 12 | | | 1 | | |
| 55 SMITH, Thomas | 12 | 23 | 24 | 47 | 5.5-36 | 3.0-34 | | 1 | | 1-0 | 1 | | |
| 96 CROCHUNIS, Vince | 12 | 22 | 21 | 43 | 7.5-24 | 2.5-13 | | | | | | | |
| 94 STEPHENS, Dan | 12 | 20 | 20 | 40 | 6.0-19 | 2.0-11 | | 1 | | 1-0 | | | |
| 44 BENNETT, Brian | 12 | 24 | 11 | 35 | 1.5-4 | 0.5-3 | | 1 | | 1-0 | 1 | | |
| 24 BRADY, Jemeel | 12 | 13 | 18 | 31 | 0.5-2 | | | | | | | | |
| 10 PHILLIPS, Mike | 12 | 21 | 9 | 30 | | | 2-6 | 9 | | | 1 | | |
| 58 CLERMOND, Joe | 12 | 13 | 14 | 27 | 2.0-6 | | | 1 | | 1-0 | | | |
| 54 SALLET, Charles | 12 | 10 | 16 | 26 | 4.5-29 | 3.0-26 | | 1 | | 1-0 | 1 | | |
| 9 HORNE, J.J. | 12 | 16 | 8 | 24 | 3.5-22 | 3.5-22 | | 1 | | | 1 | 1 | |
| 12 LAY, Josh | 12 | 18 | 4 | 22 | 0.5-1 | | 3-117 | 12 | | | | | |
| 46 BRYANT, Sam | 11 | 13 | 7 | 20 | | | | 1 | | | | | |
| 39 THOMAS, Derron | 11 | 8 | 11 | 19 | | | | 1 | | | | | |
| 95 HILL, Keith | 12 | 7 | 7 | 14 | 1.5-11 | 1.5-11 | | | 1 | | | | |
| 88 SMITH, Kyle | 9 | 5 | 7 | 12 | 1.5-3 | 1.0-2 | | | | | | | |
| 5 COX, Kennard | 12 | 8 | 3 | 11 | | | | | | | | | |
| 52 IDOKO, Ron | 11 | 6 | 4 | 10 | 1.5-4 | 0.5-3 | | 2 | | 1-0 | | | |
| 21 CARTER, Reggie | 6 | 5 | 2 | 7 | | | | 2 | | | 1 | | |
| 37 MCKILLOP, Chris | 11 | 2 | 5 | 7 | | | | | | | | | |
| 41 BEAGNYAM, Azzie | 2 | 1 | 3 | 4 | 1.0-1 | | | | | 1-0 | | | |
| 45 GILL, Erik | 12 | 2 | 1 | 3 | | | | | | | | | |
| 91 TILLMAN, Phil | 12 | 3 | | 3 | 1.0-4 | 1.0-4 | | 1 | | | | | |
| 35 ROSEBERRY, Doug | 12 | 1 | 2 | 3 | | | | | | | | | |
| 4 DELSARDO, Joe | 12 | 2 | | 2 | | | | | | | | | |
| 18 GRAESSLE, Adam | 12 | 1 | 1 | 2 | | | | | | | | | |
| 84 BUCHES, Steve | 12 | 2 | | 2 | | | | | | | | | |
| 2 FURMAN, Marcus | 11 | 1 | | 1 | | | | | | | | | |
| 98 BOTTS, Vernon | 12 | | 1 | 1 | | | | | | | | | |
| 93 HOLTHAUS, Jake | 2 | 1 | | 1 | | | | | | | | | |
| 23 MURPHY, Tim | 8 | 1 | | 1 | | | | | | | | | |
| 15 PETTIFORD, John | 3 | | 1 | 1 | | | | | | | | | |
| 19 MALLEY, Keith | 3 | | | | | | | | | | | 1 | |
| Total | 12 | 491 | 404 | 895 | 65-238 | 22-153 | 17-290 | 59 | 2 | 9-0 | 8 | 2 | |
| Opponents | 12 | 496 | 358 | 854 | 86.0-427 | 40-309 | 7-84 | 54 | 5 | 6-0 | 8 | 7 | 1 |

PITT VS. THE OPPONENTS

| Opponent | Opp. W-L | Pgh./Opp. Score | Pgh./Opp. Rush | Pgh./Opp. Pass | Pgh./Opp. First Downs | Pgh./Opp. Total Offense |
|------------------|-------------|--------------------|-------------------|-------------------|--------------------------|----------------------------|
| | | | | | | |
| Nebraska | 5-6 | 17-24 | 30/123 | 228/142 | 15/15 | 258/265 |
| Furman | 10-3 | 41-38 | 99/141 | 380/282 | 28/20 | 479/423 |
| at Connecticut | 8-4 | 17-29 | 82/158 | 267/237 | 14/25 | 349/395 |
| at Temple | 2-9 | 27-22 | 126/144 | 234/314 | 16/27 | 360/458 |
| Boston College | 9-3 | 20-17 | 177/56 | 131/367 | 14/20 | 308/423 |
| Rutgers | 4-7 | 41-17 | 79/56 | 318/351 | 26/18 | 397/407 |
| at Syracuse | 6-6 | 31-38 | 101/239 | 342/230 | 23/23 | 443/469 |
| at Notre Dame | 6-6 | 41-38 | 98/179 | 334/259 | 23/18 | 432/438 |
| West Virginia | 8-4 | 16-13 | 143/213 | 165/145 | 19/19 | 308/358 |
| at South Florida | 4-7 | 43-14 | 53/146 | 422/206 | 22/21 | 475/352 |
| vs. Utah | 12-0 | 7-35 | 17/139 | 251/328 | 19/25 | 268/467 |

PITT SEASON HIGHS

(continued)

PITT GAME HIGHS

| | |
|----------------------------|------------------------------|
| Rushes 47 | vs Ohio (9/11/04) |
| Yards Rushing 177 | vs Boston College (10/16/04) |
| Yards Per Rush 4.2 | vs Boston College (10/16/04) |
| TD Rushes 2 | at Temple (10/09/04) |
| | vs Boston College (10/16/04) |
| Pass Attempts 45 | vs Nebraska (9/18/04) |
| Pass Completions 30 | vs Furman (9/25/04) |
| Yards Passing 422 | at South Florida (12/04/04) |
| Yards Per Pass 13.2 | at South Florida (12/04/04) |
| TD Passes 5 | at Notre Dame (11/13/04) |
| | at South Florida (12/04/04) |
| Total Plays 85 | vs Rutgers (10/23/04) |
| Total Offense 479 | vs Furman (9/25/04) |
| Yards Per Play 7.2 | at South Florida (12/04/04) |
| Points 43 | at South Florida (12/04/04) |
| Sacks By 4 | vs Ohio (9/11/04) |
| First Downs 28 | vs Furman (9/25/04) |
| Penalties 11 | vs Nebraska (9/18/04) |
| | at South Florida (12/04/04) |
| Penalty Yards 85 | vs Furman (9/25/04) |
| Turnovers 4 | vs Nebraska (9/18/04) |
| Interceptions By 4 | vs Rutgers (10/23/04) |



Greg Lee gives fellow wideout Joe DeSardo a celebratory boost.

STARTING LINEUPS


OFFENSE

| GAME | SE/X Rec. | LT | LG | C | RG | RT | TE/Y Rec. | FL/Z Rec. | QB | FB | TB |
|------------------|-----------|---------------|---------|----------|-----------|---------------|-----------|-----------|-------|----------|---------|
| Ohio | DelSardo | Petitti | Spencer | Belarski | Maiers | Dale Williams | Gill | G. Lee | Palko | Acierno | Kirkley |
| Nebraska | DelSardo | Petitti | Spencer | Belarski | Maiers | Dale Williams | Gill | G. Lee | Palko | Murphy | Kirkley |
| Furman | DelSardo | Petitti | Spencer | Belarski | Maiers | Dale Williams | Gill | G. Lee | Palko | Acierno | Kirkley |
| at Connecticut | DelSardo | Petitti | Spencer | Belarski | Maiers | Dale Williams | Gill | G. Lee | Palko | Acierno | Kirkley |
| at Temple | DelSardo | Dale Williams | Spencer | Belarski | Simonitis | McGlynn | Gill | G. Lee | Palko | Campbell | Kirkley |
| Boston College | DelSardo | Petitti | Spencer | Belarski | Simonitis | McGlynn | Gill | G. Lee | Palko | Campbell | Kirkley |
| Rutgers | DelSardo | Petitti | Spencer | Belarski | Simonitis | McGlynn | Gill | G. Lee | Palko | Campbell | Kirkley |
| at Syracuse | DelSardo | Petitti | Spencer | Belarski | Simonitis | McGlynn | Gill | G. Lee | Palko | Campbell | Kirkley |
| at Notre Dame | DelSardo | Petitti | Spencer | Belarski | Simonitis | McGlynn | Gill | G. Lee | Palko | Strong* | Furman* |
| West Virginia | DelSardo | Petitti | Spencer | Belarski | Simonitis | McGlynn | Gill | G. Lee | Palko | Campbell | Kirkley |
| at South Florida | DelSardo | Petitti | Spencer | Belarski | Simonitis | McGlynn | Gill | G. Lee | Palko | Campbell | Murphy |
| vs. Utah | DelSardo | Petitti | Spencer | Belarski | Simonitis | McGlynn | Gill | G. Lee | Palko | Campbell | Murphy |

*Pittsburgh started four wide receivers versus Notre Dame

DEFENSE

| GAME | DE | DT | NT | DE | SLB | MLB | WLB | CB | SS | FS | CB |
|------------------|----------|-------------|-----------|----------|--------|---------|---------|----------|----------|--------|----------|
| Ohio | Beagnyam | D. Stephens | Crochunis | T. Smith | Blades | Session | Postell | Revis | Gilliard | Morris | Phillips |
| Nebraska | Beagnyam | D. Stephens | Crochunis | T. Smith | Blades | Session | Horne | Revis | Gilliard | Morris | Phillips |
| Furman | Sallet | D. Stephens | Crochunis | T. Smith | Blades | Session | Postell | Revis | Gilliard | Morris | Phillips |
| at Connecticut | Sallet | D. Stephens | Crochunis | T. Smith | Blades | Session | Postell | Revis | Gilliard | Morris | Phillips |
| at Temple | Sallet | D. Stephens | Crochunis | T. Smith | Blades | Session | Postell | Revis | Gilliard | Morris | Phillips |
| Boston College | Sallet | D. Stephens | Crochunis | Hill | Blades | Session | Postell | Revis | Gilliard | Morris | Phillips |
| Rutgers | Sallet | D. Stephens | Crochunis | T. Smith | Blades | Session | Postell | Revis | Gilliard | Morris | Lay |
| at Syracuse | Sallet | D. Stephens | Crochunis | T. Smith | Blades | Session | Postell | Revis | Gilliard | Morris | Lay |
| at Notre Dame | Sallet | D. Stephens | Crochunis | T. Smith | Blades | Thomas | Postell | Phillips | Gilliard | Morris | Lay |
| West Virginia | Clermond | D. Stephens | Crochunis | T. Smith | Blades | Session | Postell | Revis | Gilliard | Morris | Lay |
| at South Florida | Sallet | D. Stephens | Crochunis | T. Smith | Blades | Session | Postell | Revis | Gilliard | Morris | Lay |
| vs. Utah | Sallet | D. Stephens | Crochunis | T. Smith | Blades | Session | Postell | Revis | Gilliard | Morris | Lay |



GAME SUMMARIES

GAME 1

PITTSBURGH 24 • OHIO 3
SEPTEMBER 11, 2004
HEINZ FIELD (46,401)

PITTSBURGH—Pitt won its eighth consecutive season-opening contest with a 24-3 decision over Ohio at Heinz Field. The Panthers debuted the 2004 season five days later than planned with the postponement of the Sept. 6 game at South Florida due to Hurricane Frances.

In contrast to last year's veteran-laden squad, Pittsburgh featured 14 new starters versus the Bobcats. The offense, which featured nine newcomers in the starting lineup, had difficulty finding its legs.

The Panthers mustered just 217 yards, including a mere 49 through the air. The passing total marked Pittsburgh's lowest since the 1993 season.

Tyler Palko, making his debut as the Panthers' starting quarterback, completed 6-of-19 passes. Despite those numbers, Palko showed glimpses of his playmaking ability, particularly on the Panthers' final scoring drive when he had a 43-yard run followed by an improvised seven-yard TD pass to Greg Lee.

With the offense struggling, Pittsburgh's defense and special teams provided the scoring spark with a pair of key plays.

With the score tied 3-3 late in the first half, reserve defensive back Keith Malley broke through the middle of Ohio's protection to block a punt. Brian Bennett scooped up the loose ball, returning it 37 yards to the Bobcats' 2. Tim Murphy plowed in from one yard to give the Panthers' a 10-3 advantage at intermission.

Then in the third quarter, Malcolm Postell stepped in front of a Ryan Hawk pass, returning it 42 yards for a touchdown and 17-3 lead. Just two plays earlier, Postell had delivered a punishing hit on wideout Scott Mayle, who appeared to have open field after catching a five-yard pass.

The blocked punt combined with Postell's two defensive gems swung momentum to the Panthers. Ohio's last gasp came when Dennis Chukwemeka fielded a punt Pittsburgh was waiting to down and returned it 85 yards for an apparent score late in the third. The play was

wiped out, though, due to a block in the back penalty and the Bobcats never threatened again.

Despite the offense's lack of production, a bright spot was tailback Raymond Kirkley, who rushed for a career-high 100 yards on 21 carries (4.8 avg.).

On the defensive side, Pittsburgh appeared poised to bounce back from a subpar 2003 season by putting in a swarming effort versus Ohio (1-1). The Panthers forced three turnovers, had four sacks and yielded only 88 net rushing yards. Postell and H.B. Blades had five tackles each. Clint Session also had an interception.

The Sept. 11 date marked the Panthers' latest start to a season since 1980, when Pittsburgh had a Sept. 13 opener.

Pitt improved to 23-1 all-time versus Mid-American Conference schools, including 7-0 versus Ohio.

SCORING SUMMARY

| | | | | | |
|------------|---|---|---|---|----|
| OHIO | 0 | 3 | 0 | 0 | 3 |
| PITTSBURGH | 3 | 7 | 7 | 7 | 24 |

First Quarter

PITT — Cummings 35-yard field goal 3:28

Second Quarter

OHIO — Rossman 27-yard field goal 5:32

PITT — Murphy 1-yard run (Cummings kick) 2:45

Third Quarter

PITT — Postell 42-yard interception return

(Cummings kick) 9:32

Fourth Quarter

PITT — Lee 7-yard pass from Palko (Cummings kick) 2:46

GAME STATISTICS

| Team Stats | OHIO | PITT |
|---------------------|---------|---------|
| First Downs | 14 | 13 |
| Rushes-Yards | 26-88 | 47-168 |
| Att-Comp-Int | 51-22-2 | 19-6-1 |
| Passing Yards | 202 | 49 |
| Total Yards | 290 | 217 |
| Punt Returns-Yards | 3-49 | 5-54 |
| Kick Returns-Yards | 2-39 | 1-15 |
| Interceptions-Yards | 1-0 | 2-54 |
| Fumbles-Lost | 2-1 | 0-0 |
| Punts-Average | 10-34.0 | 11-33.5 |
| Penalties-Yards | 7-81 | 1-10 |
| Third Down Conv. | 2-17 | 2-15 |
| Fourth Down Conv. | 0-2 | 0-0 |
| Sacks By-Yards | 3-30 | 4-28 |
| Possession Time | 27:29 | 32:31 |

INDIVIDUAL STATISTICS

Rushing

OHIO — Hawk 11-57; McRae 12-53; Everson 3(-22)

PITT — Kirkley 21-100; Palko 11-22; Murphy 11-21, 1 TD; Furman 3-21; Campbell 1-4

Passing

OHIO — Hawk 41-19-2, 169 yards; Everson 10-3-0, 33 yards

PITT — Palko 19-6-1, 49 yards, 1 TD

Receiving

OHIO — Jackson 7-70; Mayle 5-58; Jefferson 4-48;

Riley 2-14; Owens 2-6; Maxwell 1-4; Antle 1-2

PITT — Lee 2-24, 1 TD; Chandler 1-11; Buches 1-6;

Murphy 1-4; Kirkley 1-4

GAME 2

NEBRASKA 24 • PITTSBURGH 17
SEPTEMBER 18, 2004
HEINZ FIELD (40,133)

PITTSBURGH—Meeting for the first time in 46 years, the 2004 renewal of the Pittsburgh-Nebraska series came down to four critical Pitt turnovers and a batted-down pass on the last play of the game.

The Panthers threw three interceptions and fumbled away a punt, resulting in 17 Cornhuskers points. Despite the miscues, Pittsburgh still had an opportunity to upend the Cornhuskers with some late dramatics.

Trailing 24-17 with 1:18 left, the Panthers mounted a furious final drive, moving from their own 24 to the Cornhuskers' 14 with five seconds to go. But Tyler Palko's pass into the end zone was knocked to the ground, resulting in Pittsburgh's first setback of the season.

It was a day of both frustration and encouragement for the Panthers (1-1), who fell to Nebraska (2-1) in front of a national ABC television audience. Three of Nebraska's scoring drives started inside the Panthers' 10-yard line due to turnovers.

Fabian Washington intercepted Palko on Pittsburgh's initial possession of the game, returning it 19 yards to the Pitt four, resulting in a field goal. Later in the first, Wali Muhammad picked off another Panthers pass, leading to a two-yard scoring run by Cory Ross and 10-0 Cornhuskers advantage.

Pittsburgh got on the board following Ross' TD with a 96-yard kickoff return for a touchdown by Marcus Furman. It was the Panthers' first kick return for a score in four years and cut the deficit to 10-7 at the end of the first quarter.

The momentum, however, was short lived. After Nebraska was forced to punt on its next possession, Pittsburgh muffed the return and the Cornhuskers recovered at the Panthers' six. Joe Dailey hit Ross Pilkington with a six-yard strike to make it 17-7. The lead swelled to 24-7 when Dailey climaxed a 70-yard drive — the Cornhuskers' only sustained march of the day — with a 17-yard run.

GAME SUMMARIES

Despite the adversity, Pittsburgh's defense remained stout throughout the contest, yielding just 265 total yards, including 123 rushing. The Cornhuskers had been averaging 528.5 yards in total offense and 318.5 on the ground. Nebraska would not score again following Dailey's run and was held to just 75 yards in the second half.

Pittsburgh cut its deficit to 24-10 right before intermission with a 38-yard field goal by Josh Cummings. The score remained unchanged until the game's final minutes. H.B. Blades intercepted Dailey with 4:53 left, giving Pittsburgh possession at the Cornhuskers' 34. On the very next play, Palko threw a scoring pass to Greg Lee, pulling the Panthers within seven points.

Nebraska's next possession, which was extended due to a close pass interference call, resulted in a punt. On the final drive, a 31-yard Darrell Strong catch on fourth down gave the Panthers one last chance at the Nebraska 14 with six seconds left. Titus Brothers, however, batted down Pitt's final pass to end the contest.

The contest was played under sunny skies and temperatures in the mid-60s. Just 24 hours prior, heavy rains produced flooding in the Pittsburgh region, including downtown where the Allegheny River crested into the plaza area adjacent to Heinz Field. The game was viewed by an ABC television audience.

SCORING SUMMARY

| | | | | | |
|-------------------|-----------|-----------|----------|----------|-----------|
| NEBRASKA | 10 | 14 | 0 | 0 | 24 |
| PITTSBURGH | 7 | 3 | 0 | 7 | 17 |

First Quarter

NEB — DeAngelis 26-yard field goal 7:16
 NEB — Ross 2-yard run (DeAngelis kick) 1:07
 PITT — Furman 96-yard kickoff return (Cummings kick) 0:52

Second Quarter

NEB — Pilkington 6-yard pass from Dailey (DeAngelis kick) 12:22
 NEB — Dailey 17-yard run (DeAngelis, kick) 5:46
 PITT — Cummings 38-yard field goal 0:04

Third Quarter

No Scoring

Fourth Quarter

PITT — Lee 34-yard pass from Palko (Cummings kick) 4:45

GAME STATISTICS

| Team Stats | NEB | PITT |
|---------------------|---------|---------|
| First Downs | 15 | 15 |
| Rushes-Yards | 43-123 | 25-30 |
| Att-Comp-Int | 23-11-1 | 45-22-3 |
| Passing Yards | 142 | 228 |
| Total Yards | 265 | 258 |
| Punt Returns-Yards | 1-8 | 6-20 |
| Kick Returns-Yards | 3-64 | 4-139 |
| Interceptions-Yards | 3-61 | 1-5 |
| Fumbles-Lost | 1-0 | 2-1 |
| Punts-Average | 9-38.8 | 7-43.6 |
| Penalties-Yards | 8-60 | 11-60 |
| Third Down Conv. | 3-14 | 8-18 |
| Fourth Down Conv. | 0-1 | 2-3 |
| Sacks By-Yards | 3-23 | 2-10 |
| Possession Time | 32:14 | 27:46 |

INDIVIDUAL STATISTICS

Rushing


NEB — Ross 24-73, 1 TD; Green 5-24; Dailey 8-14, 1 TD; Horne 6-12
 PITT — Kirkley 13-23; Murphy 2-9; Furman 1-3; Palko 7-0; Flacco 2-(-5)

Passing

NEB — Dailey 22-11-1, 142 yards, 1 TD; Huston 1-0-0, 0 yards
 PITT — Palko 45-22-3, 228 yards, 1 TD; Flacco 0-0-0, 0 yards

Receiving

NEB — Pilkington 5-81, 1 TD; Herian 2-26; LeFlore 2-13; Mulkey 1-18; Kriewald 1-4
 PITT — Lee 6-98, 1 TD; DelSardo 4-38; Kirkley 3-5; Furman 3-4; Strong 2-40; Chandler 2-31; Gill 2-12



GAME 3

PITTSBURGH 41 • FURMAN 38 (OT) SEPTEMBER 25, 2004 HEINZ FIELD (35,121)

PITTSBURGH—Tyler Palko threw two fourth-quarter touchdown passes and Josh Cummings kicked a 37-yard field goal in overtime to lead Pittsburgh to a come-from-behind 41-38 victory over stubborn Furman.

Pittsburgh entered the fourth quarter trailing, 31-17, before Palko rallied the Panthers.

The sophomore quarterback hit Steve Buches with an eight-yard strike to pull Pittsburgh within 31-24 with 11:33 to go. Furman split end Isaac West pulled up on an end-around play and connected with Brian Bratton on a 43-yard scoring pass just two plays later. But Palko directed scoring drives of 69 and 83 yards in the final 8:24 to tie the game at 38 and force overtime.

In the extra period, Furman netted just five yards before Scott Becker was wide right on a 37-yard field goal, setting the stage for Cummings' game-winning kick.

Cummings was perfect on each of his seven kicks, including five PATs and two field goals.

Palko was laser-accurate all day, completing 30-of-36 passes for 380 yards and three touchdowns. His 83.3% completion rate was the best by a Pittsburgh quarterback in 12 years.

Palko connected with nine different receivers, including Joe DelSardo, who had seven receptions for 89 yards and the Panthers' first TD. Buches hauled in two touchdowns, including a 38-yarder that tied the game with 3:44 left in regulation.

Furman quarterback Ingle Martin, a transfer from Florida, fueled the Paladins' offensive attack with 239 yards and three touchdowns on 13-of-25 passing. Martin also threw two interceptions, which both proved critical in the final outcome.

In the first quarter, Malcolm Postell stepped in front of a Martin pass and raced 44 yards for a touchdown to put Pittsburgh up 14-7. It was Postell's second interception return for a TD on the young season as he had a 42-yard return versus Ohio earlier in the year.

The second pivotal interception occurred late in the third quarter. Holding a 31-17 lead, Furman drove to the Pittsburgh 40, where it aggressively threw to the end zone. Redshirt frosh Mike Phillips, though, made a great adjustment on the ball and picked it off to turn back the threat. The Panthers drove 80 yards on their next possession to pull within seven points.

Pittsburgh held advantages in total yards (479 to 423), first downs (28 to 20) and time of possession (35:16 to 24:44). The Panthers netted just 99 yards rushing but Raymond Kirkley went for 108, his second 100-yard performance in three games.

H.B. Blades paced Pittsburgh's defense with 11 tackles. Thomas Smith added seven stops and a seven-yard sack. In addition to his interception, Postell had six tackles, including three for losses.

It was the first defeat of the season for Furman (3-1), which entered the contest as the second-ranked team in NCAA Division I-AA. Pittsburgh (2-1) avoided becoming the third I-AA team to be victimized by a I-AA foe in recent weeks, a fate met by both Mississippi State and Rutgers in early September.

SCORING SUMMARY

| | | | | | | |
|-------------------|-----------|-----------|----------|-----------|----------|-----------|
| FURMAN | 7 | 17 | 7 | 7 | 0 | 38 |
| PITTSBURGH | 14 | 0 | 3 | 21 | 3 | 41 |

First Quarter

FURMAN — Bratton 17-yard pass from Martin (Beckler kick) 12:35
 PITT — DelSardo 30-yard pass from Palko (Cummings kick) 6:54

PITT — Postell 44-yard interception return (Cummings kick) 1:50

Second Quarter

FURMAN — Carter 42-yard pass from Martin (Beckler kick) 14:33
 FURMAN — West 75-yard pass from Martin (Beckler kick) 6:43
 FURMAN — Beckler 43-yard field goal 0:21

Third Quarter

FURMAN — Felton 1-yard run (Beckler kick) 10:00
 PITT — Cummings 27-yard field goal 5:18

Fourth Quarter

PITT — Buches 8-yard pass from Palko (Cummings kick) 11:33
 FURMAN — Bratton 43-yard pass from West (Beckler kick) 10:47
 PITT — Kirkley 1-yard run (Cummings kick) 8:24
 PITT — Buches 38-yard pass from Palko (Cummings kick) 3:44

Overtime

PITT — Cummings 37-yard field goal

GAME STATISTICS

| Team Stats | FURMAN | PITT |
|---------------------|---------|---------|
| First Downs | 20 | 28 |
| Rushes-Yards | 38-141 | 45-99 |
| Att-Comp-Int | 26-14-2 | 36-30-0 |
| Passing Yards | 282 | 380 |
| Total Yards | 423 | 479 |
| Punt Returns-Yards | 1-1 | 2-2 |
| Kick Returns-Yards | 4-109 | 7-119 |
| Interceptions-Yards | 0-0 | 2-44 |
| Fumbles-Lost | 0-0 | 2-0 |
| Punts-Average | 3-40.0 | 3-39.3 |
| Penalties-Yards | 8-43 | 9-85 |
| Third Down Conv. | 6-11 | 8-15 |
| Fourth Down Conv. | 0-0 | 0-2 |
| Sacks By-Yards | 3-30 | 1-7 |
| Possession Time | 24:44 | 35:16 |

INDIVIDUAL STATISTICS

Rushing

FURMAN — Carter 17-83; Gipson 4-40; Felton 5-9, 1 TD; Mays 2-8; Means 2-5; Bratton 1-2; Brigham 4-1; Berry 1-1; Team 1-(-1); Martin 1-(-7)
 PITT — Kirkley 26-108, 1 TD; Furman 4-11; Acierno 1-0; Palko 13-(-2); Team 1-(-18)

Passing

FURMAN — Martin 25-13-2, 239 yards, 3 TDs; West 1-1-0, 43 yards, 1 TD
 PITT — Palko 36-30-0, 380 yards, 3 TDs

Receiving


FURMAN — West 7-127, 1 TD; Bratton 3-81, 2 TDs; Carter 1-42, 1 TD; Sprague 1-16; Mays 1-9; Stone 1-7
 PITT — DeSardo 7-89, 1 TD; Gill 5-61; Kirkley 5-37; Lee 4-70; Buches 3-56, 2 TDs; Furman 2-32; Acierno 2-21; Strong 1-9; Chandler 1-5

GAME 4

**CONNECTICUT 29 • PITTSBURGH 17
 SEPTEMBER 30, 2004
 RENTSCHLER FIELD (40,000)**

EAST HARTFORD, Conn.—Playing its Big East Conference opener and initial road contest of the season, Pittsburgh fell to Connecticut, 29-17, before an ESPN2 national television audience and raucous UConn crowd of 40,000 at Rentschler Field.

Huskies running back Cornell Brockington rushed for 185 yards and one touchdown. His 11-yard TD run with 5:45 left in the contest provided the game's clinching score and gave Connecticut (4-1, 1-1) its first conference win as a Big East football member.



Most of Brockington's damage was done in the second half as he rushed for 124 yards after intermission.

The Panthers (2-2, 0-1) struggled with the crowd noise and poor field position throughout the contest. Five of Pittsburgh's eight penalties were pre-snap infractions, reflective of the crowd's effect on the Panthers' inexperienced offensive unit.

Highly regarded Connecticut quarterback Dan Orlovsky was 23 of 43 for 237 yards with one touchdown and an interception. Orlovsky hooked up with Keron Henry on an eight-yard scoring pass with 3:28 remaining in the third quarter, putting the Huskies up for good, 23-17.

Connecticut struck first when cornerback Justin Perkins intercepted a Tyler Palko pass and returned it nine yards for a touchdown at the 6:27 mark of the opening quarter. Palko, under pressure by a potent Huskies rush for most of the evening, completed 11-of-31 passes for 267 yards. He threw for one touchdown, a 77-yard bomb to Greg Lee at the end of the first period, and rushed for a one-yard score late in the third quarter to give Pittsburgh its only lead, 17-16.

Lee had 129 receiving yards on just two catches (64.5 avg.). Joe DeSardo had four catches for 69 yards, including a highlight-reel over-the-shoulder grab that set up Palko's TD run. Unfortunately, the offense was unable to find a consistent rhythm and managed just 14 first downs for the game.

UConn linebacker Alfred Fincher spearheaded the Huskies' strong defensive effort. Fincher collected 17 tackles and forced a key fumble early in the fourth period. Trailing 23-17, the Panthers moved from their own nine to the Connecticut 24. Fincher, though, turned back the drive when he stripped Palko of the ball on a QB sweep, halting the Panthers' momentum. It would be Pittsburgh's final threat of the game.

Punter Adam Graessle averaged 56 yards on four punts, including a long of 74 yards, before leaving the game with a concussion. H.B. Blades paced Pittsburgh's defense with 11 tackles, including 3.5 for losses and a

fumble recovery. Mike Phillips had his second interception in as many games.

SCORING SUMMARY

| | | | | | |
|-------------|---|---|----|---|----|
| PITTSBURGH | 7 | 3 | 7 | 0 | 17 |
| CONNECTICUT | 7 | 6 | 10 | 6 | 29 |

First Quarter

UConn — Perkins 9-yard interception return (Nuzie kick) 6:27
 PITT — Lee 77-yard pass from Palko (Cummings kick) 0:00

Second Quarter

UConn — Nuzie 24-yard field goal 5:02
 PITT — Cummings 30-yard field goal 0:19
 UConn — Nuzie 49-yard field goal 0:00

Third Quarter

UConn — Nuzie 20-yard field goal 7:38
 PITT — Palko 1-yard run (Cummings kick) 5:44
 UConn — Henry 8-yard pass from Orlovsky (Nuzie kick) 3:28

Fourth Quarter

UConn — Brockington 11-yard run (Orlovsky pass failed) 5:45

GAME STATISTICS

| Team Stats | PITT | UConn |
|---------------------|---------|----------|
| First Downs | 14 | 25 |
| Rushes-Yards | 34-82 | 35-158 |
| Att-Comp-Int | 31-11-1 | 43-23-1 |
| Passing Yards | 267 | 237 |
| Total Yards | 349 | 395 |
| Punt Returns-Yards | 3-11 | 5-74 |
| Kick Returns-Yards | 5-118 | 3-63 |
| Interceptions-Yards | 1-(-6) | 1-9 (TD) |
| Fumbles-Lost | 3-1 | 2-1 |
| Punts-Average | 8-48.8 | 8-37.4 |
| Penalties-Yards | 8-48 | 2-24 |
| Third Down Conv. | 4-16 | 3-15 |
| Fourth Down Conv. | 0-1 | 0-0 |
| Sacks By-Yards | 0-0 | 4-29 |
| Possession Time | 27:05 | 32:55 |

INDIVIDUAL STATISTICS

Rushing

PITT — Palko 15-49, 1 TD; Kirkley 11-27; Mason 3-8; Furman 5-(-2)
 UConn — Brockington 31-185, 1 TD; Team 4-(-27)

Passing

PITT — Palko 31-11-1, 267 yards, 1 TD
 UConn — Orlovsky 43-23-1, 237 yards, 1 TD

Receiving

PITT — DeSardo 4-69; Kirkley 4-47; Lee 2-129, 1 TD; Gill 1-22
 UConn — Henry 7-86, 1 TD; Cutaia 3-52; Sparks 3-33; Williams 3-21; McLean 2-19; Brockington 2-(-2); Murray 1-13; Dorvil 1-9; Taylor 1-6

GAME SUMMARIES

GAME 5

PITTSBURGH 27 • TEMPLE 22
OCTOBER 9, 2004
LINCOLN FINANCIAL FIELD (19,517)

PHILADELPHIA—Entering the final period trailing by 10, Pittsburgh rallied with three consecutive touchdown drives to overcome host Temple, 27-22, at Lincoln Financial Field.

The Panthers trailed 16-6 at the start of the fourth period when quarterback Tyler Palko began engineering the comeback. Palko connected with Greg Lee for a 50-yard touchdown off a flea-flicker pass to make it 16-13 with 14:01 left.

Pittsburgh (3-2, 1-1) then forced the Owls to punt after just three plays on the ensuing possession, giving the Panthers possession at their own 44. The sophomore signal-caller responded by hitting three passes for 32 yards and scrambling for 16 more to set up Raymond Kirkley's one-yard scoring plunge, putting Pittsburgh up for good, 20-16.

Temple (1-5, 0-1), which accumulated 356 yards through the initial three quarters, failed to move the ball again and Pittsburgh took advantage with a third consecutive TD drive. Kirkley punctuated the final scoring march with a five-yard run. He finished with a game-high 86 yards on 21 carries (4.1 avg.) and two scores.

Palko was 9 of 9 in the second half for 136 yards. He finished the game with a 72% completion rate, hitting 13 of 18 for 191 yards and one score. Lee achieved his second consecutive 100-yard receiving effort with 159 yards on eight catches (19.9 avg.) and a touchdown. A week earlier he compiled 129 receiving yards versus Connecticut.

Two goal-line stands keyed the game's result.

Temple faced a fourth-and-goal from the Pittsburgh one with just over five minutes remaining in the third period. Leading by 10 and seeking a knockout punch, the Owls disregarded the field goal. The Panthers, though, stuffed quarterback Walter Washington's sneak with Vince Crochunis and Clint Session leading the charge. The stand marked a change in momentum as the

Panthers scored 21 points over the next 17-plus minutes.

The Owls also failed to convert a fourth-and-goal during the first quarter. Trailing 7-3, Pittsburgh turned back Umar Ferguson's plunge from the one. The Panthers ultimately would give up a safety two plays later when Palko was sacked in the end zone.

Temple's lead would swell to 16-3 when Washington threw a 35-yard scoring pass to Ikey Chuku midway through the second period.

Josh Cummings provided the only scoring for Pittsburgh in the first half, kicking field goals of 45 and 33 yards. His initial kick marked a career long.

Tez Morris had a game-high 16 tackles from his free safety spot. H.B. Blades had 11 stops, while Charles Sallet had two quarterback sacks.

SCORING SUMMARY

| | | | | | |
|-------------------|----------|----------|----------|-----------|-----------|
| PITTSBURGH | 3 | 3 | 0 | 21 | 27 |
| TEMPLE | 7 | 9 | 0 | 6 | 22 |

First Quarter

TEMPLE — Brown 8-yard pass from Washington (Lux kick) 9:12

PITT — Cummings 45-yard field goal 6:35

Second Quarter

TEMPLE — Safety (Carpenter tackles Palko in end zone) 14:53

TEMPLE — Chuku 35-yard pass from Washington (Lux kick) 6:53

PITT — Cummings 33-yard field goal 3:29

Third Quarter

No Scoring

Fourth Quarter

PITT — Lee 50-yard pass from Palko (Cummings kick) 14:01

PITT — Kirkley 1-yard run (Cummings kick) 8:38

PITT — Kirkley 5-yard run (Cummings kick) 2:49

TEMPLE — Goodman 7-yard pass from Washington (Washington rush failed) 0:15

GAME STATISTICS

| Team Stats | PITT | TEMPLE |
|---------------------|---------|---------|
| First Downs | 16 | 27 |
| Rushes-Yards | 37-126 | 38-144 |
| Att-Comp-Int | 14-19-0 | 30-45-0 |
| Passing Yards | 234 | 314 |
| Total Yards | 360 | 458 |
| Punt Returns-Yards | 5-28 | 2-18 |
| Kick Returns-Yards | 3-74 | 5-104 |
| Interceptions-Yards | 0-0 | 0-0 |
| Fumbles-Lost | 0-0 | 0-0 |
| Punts-Average | 5-41.8 | 6-40.7 |
| Penalties-Yards | 4-55 | 8-65 |
| Third Down Conv. | 4-11 | 6-18 |
| Fourth Down Conv. | 0-0 | 3-5 |
| Sacks By-Yards | 3-24 | 3-14 |
| Possession Time | 28:33 | 31:27 |

INDIVIDUAL STATISTICS

Rushing

PITT — Kirkley 21-86, 2 TDs; Palko 12-28; Mason 2-7; Furman 1-6

TEMPLE — Washington 23-82; Ferguson 9-55; Brown 6-7

Passing

PITT — Palko 18-13-0, 191 yards, 1 TD; Furman 1-1-0, 43 yards

TEMPLE — Washington 44-30-0, 314 yards, 3 TDs

Receiving

PITT — Lee 8-159, 1 TD; Gill 2-34; Kirkley 2-24;

DelSardo 2-17

TEMPLE — Ibeh 7-73; Brown 5-38, 1 TD; Chuku 4-83, 1 TD;

Allbrooks 3-42; Goodman 3-22, 1 TD; Ferguson 3-20;

Harris 3-15; Dunbar 2-21

GAME 6

PITTSBURGH 20 • BOSTON COLLEGE 17 (OT)
OCTOBER 16, 2004
HEINZ FIELD (34,071)

PITTSBURGH—Timely heroics and strong play in the trenches lifted Pittsburgh past Boston College in overtime, 20-17, at Heinz Field.

In a game played in conditions that varied from driving rain to bright sunshine, Josh Cummings provided the decisive points when he kicked a 27-yard field goal on the first possession of the extra period. The Eagles failed to answer that score when Mike Phillips stripped a BC receiver of the ball and Thomas Smith recovered, setting off a frenzied celebration in front of an ESPN2 TV audience.

It was Pitt's third consecutive victory over Boston College and fourth in the last five years. The contest was reminiscent of the Eagles' last visit to Heinz Field in 2002 when the Panthers also claimed an overtime victory with a 19-16 decision.

Pittsburgh (4-2, 2-1) controlled the line of scrimmage on both sides of the ball. Offensively, the Panthers churned out 177 rushing yards and did not yield a single

sack. Raymond Kirkley led all rushers with 88 yards on 21 carries (4.2 avg.). Kirkley's two-yard scoring run gave the Panthers a 14-3 lead with 7:44 left in the third quarter.

In contrast, the Eagles (4-2, 1-1) only mustered 56 yards on the ground — almost 128 yards below their season average — as Pittsburgh's defensive front upstaged the highly regarded Boston College offensive line.

Like the Temple game a week prior, Pittsburgh made a pair of critical goal-line stands. On the game's opening possession, Boston College drove 74 yards and had a first-and-goal at the Panthers' one. Pittsburgh, though, turned back three consecutive plays and the Eagles settled on a 23-yard field goal.

Midway through the fourth period with Pittsburgh leading 17-10, the Eagles went for it on fourth-and-goal at the five-yard line. Paul Peterson passed to Grant Adams at the one, but Darrelle Revis wrapped up the receiver short of the goal line, giving Pittsburgh possession on downs.

Boston College forced overtime with a 10-play, 89-yard drive that ended with a 10-yard TD pass from Peterson to Larry Lester with 3:26 remaining. Key in the drive was a much-scrutinized pass interference penalty on fourth-and-four that gave the Eagles a first down at the Pitt 15.

In the extra period, Pittsburgh could only advance to the BC 10-yard line, setting up the eventual game-winning field goal by Cummings. On the game's final possession, Peterson completed a pass on third-and-10 to Lester, who was stripped by Phillips, putting the ball — and the game — in Pittsburgh's hands.

SCORING SUMMARY

| | | | | | | |
|-----------------------|----------|----------|----------|----------|----------|-----------|
| BOSTON COLLEGE | 3 | 0 | 7 | 7 | 0 | 17 |
| PITTSBURGH | 0 | 7 | 7 | 3 | 3 | 20 |

First Quarter

BC — Ohliger 23-yard field goal 8:17

Second Quarter

PITT — Palko 3-yard run (Cummings kick) 10:52

Third Quarter

PITT — Kirkley 2-yard run (Cummings kick) 7:44

BC — Hazard 8-yard pass from Peterson (Ohliger kick) 5:04

Fourth Quarter

PITT — Cummings 17-yard field goal 13:30

BC — Lester 10-yard pass from Peterson (Ohliger kick) 3:26

Overtime

PITT — Cummings 27-yard field goal

GAME STATISTICS

| Team Stats | BC | PITT |
|---------------------|---------|---------|
| First Downs | 20 | 14 |
| Rushes-Yards | 32-56 | 42-177 |
| Att-Comp-Int | 53-32-0 | 27-12-0 |
| Passing Yards | 367 | 131 |
| Total Yards | 423 | 308 |
| Punt Returns-Yards | 2-8 | 4-20 |
| Kick Returns-Yards | 4-126 | 2-26 |
| Interceptions-Yards | 0-0 | 0-0 |
| Fumbles-Lost | 2-2 | 2-1 |
| Punts-Average | 6-36.2 | 7-41.0 |
| Penalties-Yards | 12-118 | 5-43 |
| Third Down Conv. | 5-18 | 5-16 |
| Fourth Down Conv. | 1-3 | 1-1 |
| Sacks By-Yards | 0-0 | 2-17 |
| Possession Time | 34:26 | 25:34 |

INDIVIDUAL STATISTICS

Rushing


BC — Whitworth 18-39; Brooks 11-35; Peterson 3-(-18)
 PITT — Kirkley 21-88, 1 TD; Palko 13-55, 1 TD;
 Furman 7-29; Phillips 1-5

Passing

BC — Peterson 53-32-0, 367 yards, 2 TDs
 PITT — Palko 27-12-0, 131 yards, 0 TDs

Receiving

BC — Adams 12-164; Lester 5-54, 1 TD; Hazard 5-51, 1 TD;
 Gonzalez 3-39; Palmer 3-32; Whitworth 3-12; Brooks 1-15
 PITT — Lee 3-62; Furman 3-24; Gill 2-20; Kirkley 2-13;
 DelSardo 1-8; Campbell 1-4



GAME 7

PITTSBURGH 41 • RUTGERS 17
OCTOBER 23, 2004
HEINZ FIELD (41,232)

PITTSBURGH—In its most impressive performance to date, Pittsburgh rolled past Rutgers, 41-17, by making big plays on both sides of the ball.

While tight affairs characterized the initial six games of the season, the Panthers enjoyed a rout against the Scarlet Knights. It was Pittsburgh's third consecutive win on the year and sixth straight victory over Rutgers.

The Panthers (5-2, 3-1 Big East) built a commanding 38-3 lead by halftime courtesy of two highlight-film plays.

Pittsburgh climaxed its opening possession of the game with a spectacular 18-yard touchdown grab by Joe DelSardo. The 5-8 receiver made a leaping one-handed catch in the back of the end zone to give the Panthers a 7-0 lead. The reception earned "Play of the Day" status on ESPN and fueled a career day for DelSardo, who had eight catches for 102 yards and two touchdowns.

The other highlight came from cornerback Bernard "Josh" Lay, who provided a knockout punch with an 82-yard interception return for a touchdown. Lay's theft turned back a Rutgers drive that reached the Pittsburgh 37 and threatened to cut into the Panthers' 21-3 lead midway through the second quarter.

In a dazzling display of athleticism, Lay intercepted Ryan Hart's pass along the right sideline, cut across the field and eluded at least four tackle attempts en route to the end zone.

The interception boosted Pittsburgh's lead to 28-3 at the 6:50 mark of the second period. Josh Cummings kicked a career-long 47-yard field goal and Tyler Palko hit Erik Gill with a five-yard TD pass to give the Panthers a bulging 35-point advantage at intermission.

Cummings was perfect on the day, converting each of his seven placements (two field goals and five extra points) for 11 points.

The air attack thrived with Palko completing 27-of-43 passes for 318 yards and three touchdowns. In addition to DelSardo, the Panthers had another 100-yard receiver in Greg Lee, who hauled in six catches for 102 yards.

Rutgers (4-3, 1-2) was contained offensively for most of the day. Although the Scarlet Knights compiled 407 yards, 270 of that total were gained after halftime. The Panthers surrendered a mere 56 net rushing yards and just one in the second half.

Forced to the air over the final two quarters, Hart finished with 351 passing yards on 57 attempts. He was intercepted four times (three in the first half). In addition to Lay, other Panthers picking off passes included Darrelle Revis, Tyrone Gilliard and H.B. Blades. Pittsburgh forced five turnovers overall.

SCORING SUMMARY

| | | | | | |
|-------------------|-----------|-----------|-----------|----------|-----------|
| RUTGERS | 3 | 0 | 14 | 0 | 17 |
| PITTSBURGH | 14 | 24 | 0 | 3 | 41 |

First Quarter

PITT — DelSardo 18-yard pass from Palko (Cummings kick) 12:12

RUTGERS — Ito 48-yard field goal 7:38

PITT — DelSardo 17-yard pass from Palko (Cummings kick) 1:23

Second Quarter

PITT — Kirkley 1-yard run (Cummings kick) 11:18

PITT — Lay 82-yard interception return (Cummings kick) 6:50

PITT — Cummings 47-yard field goal 2:43

PITT — Gill 5-yard pass from Palko (Cummings kick) 0:29

Third Quarter

RUTGERS — Moses 13-yard pass from Hart (Ito kick) 8:47

RUTGERS — Leonard 1-yard run (Ito kick) 4:30

Fourth Quarter

PITT — Cummings 40-yard field goal 14:04

GAME STATISTICS

| Team Stats | RUTGERS | PITT |
|---------------------|---------|---------|
| First Downs | 18 | 26 |
| Rushes-Yards | 22-56 | 42-79 |
| Att-Comp-Int | 57-31-4 | 43-27-1 |
| Passing Yards | 351 | 318 |
| Total Yards | 407 | 397 |
| Punt Returns-Yards | 4-19 | 1-15 |
| Kick Returns-Yards | 3-50 | 3-47 |
| Interceptions-Yards | 1-14 | 4-94 |
| Fumbles-Lost | 2-1 | 2-1 |
| Punts-Average | 6-36.3 | 7-35.4 |
| Penalties-Yards | 9-65 | 7-45 |
| Third Down Conv. | 6-17 | 4-18 |
| Fourth Down Conv. | 0-3 | 2-2 |
| Sacks By-Yards | 3-38 | 2-20 |
| Possession Time | 25:04 | 34:56 |

GAME SUMMARIES

INDIVIDUAL STATISTICS

Rushing

RUTGERS — Leonard 18-78, 1 TD; Shawell 1-(-3); Hart 3-(-19)
 PITT — Murphy 10-33; Kirkley 13-26, 1 TD; Mason 7-20; Campbell 2-2; Palko 10-(-2)

Passing

RUTGERS — Hart 57-31-4, 351 yards, 1 TD
 PITT — Palko 43-27-1, 318 yards, 3 TDs

Receiving

RUTGERS — Moses 12-113, 1 TD; Daniels 6-36; Harris 5-100; Leonard 3-28; Baker 2-55; Beljour 2-17; Facyson 1-2
 PITT — DelSardo 8-102, 2 TDs; Lee 6-102; Murphy 4-37; Acierno 4-17; Kirkley 3-34; Gill 2-26, 1 TD

GAME 8

SYRACUSE 38 • PITTSBURGH 31 (2 OT)
NOVEMBER 6, 2004
CARRIER DOME (37,211)

SYRACUSE—A potent 1-2 punch in the running game lifted host Syracuse past Pittsburgh, 38-31, in double overtime. The Orange compiled 268 yards rushing and produced just enough big plays in the passing game to halt the Panthers' three-game winning streak.

Syracuse's ground attack was paced by Walter Reyes, who had 123 yards, and Damien Rhodes, who had 103. Reyes gained his total in just over two quarters of play before leaving the game due to injury early in the third period.

Rhodes picked up the slack for the balance of the game and stood tall during the critical late stages. His pounding runs led to a game-tying 27-yard field goal with 1:11 remaining in regulation. Rhodes then produced what would be the winning points when he rushed from two yards out in the second OT.

While Syracuse's ground game thrived, Pittsburgh's was inconsistent at best. The Panthers (5-3, 3-2)

produced 101 yards on 39 carries, an average of just 2.6 per rush. The rushing struggles were typified on the game's final play. Needing to convert a fourth-and-one at the Orange 16 to stay alive, Raymond Kirkley was stopped for no gain, clinching the victory for Syracuse (5-4, 3-1).

In the first overtime, Tyler Palko connected with Joe DelSardo on a nine-yard touchdown pass. Syracuse came right back and tied the game on Perry Patterson's three-yard run. In the second OT, the Orange ran Rhodes six times in seven plays, including a sweep play that gained 17 yards and set up his short TD run.

Pittsburgh had an opportunity to win in regulation but Josh Cummings' 51-yard field goal attempt went wide left as time expired. Cummings had given the Panthers a 24-21 lead late in the third period with a 24-yard field goal.

Playing its first game in 14 days, Pittsburgh came out sluggish and fell behind 7-0 just five minutes in to the contest. The Panthers pulled within 7-6 on a five-yard Kirkley run late in the initial quarter, botching the extra point on a bad snap.

A pair of Syracuse touchdown passes made it 21-6 with 4:43 to go in the half. Pittsburgh pulled back within 21-13 before intermission when Greg Lee made a spectacular one-handed grab and ran into the end zone for a 57-yard touchdown. Palko tied the game in the third when he hit Erik Gill with a 15-yard TD pass and then found Gill again on the subsequent two-point conversion pass.

The loss overshadowed another outstanding performance by the first-year starting quarterback. Palko completed 67% of his passes (28 of 42) for 342 yards and three TDs with no interceptions. Lee was the top target, posting career highs in catches (nine) and yards (188).

It was a school-record third overtime game on the year for Pittsburgh.

SCORING SUMMARY

| | | | | | | |
|------------|---|----|----|---|----|----|
| PITTSBURGH | 6 | 7 | 11 | 0 | 7 | 31 |
| SYRACUSE | 7 | 14 | 0 | 3 | 14 | 38 |

First Quarter

SU — Reyes 1-yard run (Carney kick) 9:59
 PITT — Kirkley 5-yard run (Team rush fumbled) 0:17

Second Quarter

SU — Evans 5-yard pass from Patterson (Barber kick) 7:11
 SU — Jones 60-yard pass from Fields (Barber kick) 4:43
 PITT — Lee 57-yard pass from Palko (Cummings kick) 1:42

Third Quarter

PITT — Gill 15-yard pass from Palko (Gill pass from Palko) 8:15
 PITT — Cummings 24-yard field goal 4:23

Fourth Quarter

SU — Barber 27-yard field goal 1:11

First Overtime

PITT — DelSardo 9-yard pass from Palko (Cummings kick)
 SU — Patterson 3-yard run (Barber kick)

Second Overtime

SU — Rhodes 2-yard run (Barber kick)

GAME STATISTICS

| Team Stats | PITT | SU |
|---------------------|---------|---------|
| First Downs | 23 | 23 |
| Rushes-Yards | 39-101 | 52-239 |
| Att-Comp-Int | 42-28-0 | 29-16-1 |
| Passing Yards | 342 | 230 |
| Total Yards | 443 | 469 |
| Punt Returns-Yards | 3-0 | 4-46 |
| Kick Returns-Yards | 3-50 | 3-139 |
| Interceptions-Yards | 1-24 | 0-0 |
| Fumbles-Lost | 2-0 | 1-1 |
| Punts-Average | 7-46.6 | 5-41.6 |
| Penalties-Yards | 5-60 | 8-67 |
| Third Down Conv. | 9-19 | 7-16 |
| Fourth Down Conv. | 0-1 | 0-0 |
| Sacks By-Yards | 3-26 | 3-18 |
| Possession Time | 31:24 | 28:36 |

INDIVIDUAL STATISTICS

Rushing

PITT — Kirkley 17-68, 1 TD; Murphy 9-41; Furman 5-8; Team 1-(-2); Palko 7-(-14)
 SU — Reyes, 17-123, 1 TD; Rhodes 23-103, 1 TD; Gregory 2-15; Sellers 1-6; Patterson 9-(-8), 1 TD

Passing

PITT — Palko 42-28-0, 342 yards, 3 TDs
 SU — Patterson 28-15-1, 170 yards, 1 TD; Fields 1-1-0, 60 yards, 1 TD

Receiving

PITT — Lee 9-188, 1 TD; Furman 9-63; DelSardo 6-45, 1 TD; Gill 2-33, 1 TD; Kirkley 1-9; Acierno 1-4
 SU — Gregory 6-35; Jones 4-136, 1 TD; Rhodes 2-25; Moss 1-16; Fontenette 1-9; Evans 1-5, 1 TD; Reyes 1-4

GAME 9

PITTSBURGH 41 • NOTRE DAME 38
NOVEMBER 13, 2004
NOTRE DAME STADIUM (80,795)

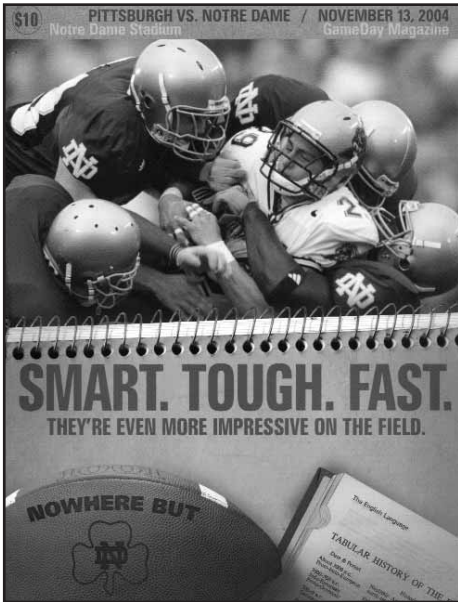
SOUTH BEND, Ind.—In a game hailed as a classic by many longtime observers of this series, Tyler Palko threw five touchdown passes and Josh Cummings kicked the game-winning 32-yard field goal with one second left to lift Pittsburgh past No. 24 Notre Dame, 41-38.

The victory, viewed by an NBC television audience, was Pittsburgh's first in Notre Dame Stadium since 1986, snapping a six-game road losing streak versus the Irish.

While the heroes were many for Pittsburgh (6-3), none stood taller than Palko, who became the first player to throw five touchdowns versus the Irish. Eleven previous quarterbacks had thrown four TDs against Notre Dame. Palko equaled that total in the first half alone.

His signature moment, though, came in the final quarter when he directed two Pittsburgh scoring drives, including one for a touchdown that gave the Panthers a three-point lead with 2:24 left and the final drive that ended with Cummings' winning field goal.

The Irish (6-4) had tied the game at 38 with a 45-yard field goal that ricocheted in off the left upright with 1:11 remaining. Palko responded by engineering the final drive in skillful fashion.



On the first play from scrimmage, Palko connected with Erik Gill, who ripped the ball away from linebacker Mike Goolsby and rumbled 36 yards down the sideline. Gill was on the receiving end of two more passes on the drive to move the ball to the Notre Dame 24. Marcus Furman then popped an 11-yard run to set up the winning field goal.

The 41 points were the most ever by the Panthers against Notre Dame.

Palko was 26 of 42 for 334 yards with no interceptions. After throwing four TD strikes in the first half, he didn't throw another until connecting on a nine-yarder with Gill for the go-ahead score with 2:24 left. Gill compiled 89 receiving yards on six catches, while Greg Lee had five catches for 95 yards.

The Panthers overwhelmed Notre Dame's secondary, which was burned for 214 yards in the first half. After being victimized by many big plays, the gun-shy Irish twice were called for pass interference calls on Pittsburgh's final TD drive. Notre Dame entered the contest giving up 226 yards passing per game.

Brady Quinn threw three touchdowns for the Irish, including a 36-yard scoring strike to Matt Shelton in the fourth quarter to put Notre Dame up, 35-31, with 7:21 left. Quinn finished 15 of 26 for 259 yards but was intercepted twice by Bernard "Josh" Lay.

Pittsburgh scored on four of their first six possessions to stake a 28-21 lead at intermission. Palko threw touchdown passes of one and 20 yards to Steve Buches and a pair of three-yard strikes to Derek Kinder and Lee.

SCORING SUMMARY

| | | | | | |
|-------------------|----------|-----------|----------|-----------|-----------|
| PITTSBURGH | 7 | 21 | 0 | 13 | 41 |
| NOTRE DAME | 7 | 14 | 7 | 10 | 38 |

First Quarter

ND — Walker 1-yard run (Fitzpatrick kick) 7:21

PITT — Kinder 3-yard pass from Palko (Cummings kick) 2:23

Second Quarter

PITT — Buches 1-yard pass from Palko (Cummings kick) 12:34

ND — Walker 5-yard run (Fitzpatrick kick) 9:35

PITT — Lee 3-yard pass from Palko (Cummings kick) 5:39

ND — Stovall 17-yard pass from Quinn (Fitzpatrick kick) 4:28

PITT — Buches 20-yard pass from Palko (Cummings kick) 2:55

Third Quarter

ND — Powers-Neal 19-yard pass from Quinn (Fitzpatrick kick) 13:23

Fourth Quarter

PITT — Cummings 27-yard field goal 12:41

ND — Shelton 36-yard pass from Quinn (Fitzpatrick kick) 7:21

PITT — Gill 9-yard pass from Palko (Cummings kick) 2:24

ND — Fitzpatrick 45-yard field goal 1:11

PITT — Cummings 32-yard field goal 0:01

GAME STATISTICS

| Team Stats | PITT | ND |
|---------------------|---------|---------|
| First Downs | 23 | 18 |
| Rushes-Yards | 38-98 | 34-179 |
| Att-Comp-Int | 42-26-0 | 26-15-2 |
| Passing Yards | 334 | 259 |
| Total Yards | 432 | 438 |
| Punt Returns-Yards | 1-0 | 4-103 |
| Kick Returns-Yards | 5-117 | 6-139 |
| Interceptions-Yards | 2-35 | 0-0 |
| Fumbles-Lost | 1-1 | 0-0 |
| Punts-Average | 4-40.2 | 4-42.0 |
| Penalties-Yards | 4-39 | 10-119 |
| Third Down Conv. | 9-17 | 6-14 |
| Fourth Down Conv. | 2-2 | 1-1 |
| Sacks By-Yards | 1-6 | 3-15 |
| Possession Time | 33:50 | 26:10 |

INDIVIDUAL STATISTICS

Rushing

PITT — Murphy 12-35; Palko 13-30; Kirkley 8-18; Furman 3-16; DelSardo 1-0; Team 1-(-1)

ND — Walker 16-112, 2 TDs; Grant 15-48; Quinn 2-13; Wilson 1-6

Passing


PITT — Palko 42-26-0, 334 yards, 5 TDs

ND — Quinn 26-15-2, 259 yards, 3 TDs

Receiving

PITT — Gill 6-89, 1 TD; Lee 5-95, 1 TD; Furman 4-53; DelSardo 3-34; Campbell 2-25; Buches 2-21, 2 TDs; Strong 1-9; Kirkley 1-4; Kinder 1-3, 1 TD; Murphy 1-1

ND — Shelton 3-128, 1 TD; Fasano 3-27; Walker 2-27; Stovall 2-23, 1 TD; McKnight 2-10; Powers-Neal 1-19, 1 TD; Schmidt 1-16; Grant 1-9



GAME 10

**PITTSBURGH 16 • WEST VIRGINIA 13
NOVEMBER 25, 2004
HEINZ FIELD (52,641)**

PITTSBURGH—For the second consecutive game, Pittsburgh upended a ranked opponent with a dramatic fourth-quarter drive.

Coming off its heart-pounding win at Notre Dame, the Panthers achieved another sweet victory by defeating No. 21 West Virginia, 16-13, at Heinz Field. Quarterback Tyler Palko orchestrated the game-winning march by completing four third-down passes before scoring on a two-yard keeper with just over four minutes left.

Pittsburgh's win halted a two-game losing streak against its biggest rival and sealed a fifth consecutive postseason berth. Moreover, the Panthers moved into position to potentially secure the Big East's Bowl Championship Series invite by improving to 7-3 overall and 4-2 in league play.

West Virginia (8-3, 4-2) had the ball and a 13-9 lead when Darrelle Revis intercepted a Rasheed Marshall pass at the Panthers' 27-yard line with 10:08 remaining. Revis' theft put the ball back in the hands of Palko, who to that point had failed to recapture the effectiveness he displayed against Notre Dame 12 days prior.

On this drive, however, Palko was nearly flawless. The sophomore quarterback converted four third-down passes with Greg Lee catching three balls for 38 yards and Erik Gill catching another for 10. The Panthers reached the Mountaineers' 10 when a pass-interference penalty on West Virginia in the end zone moved the ball to the two-yard line. Palko then rolled right and knifed into the end zone to give the Panthers their first lead with 4:06 remaining.

The touchdown climaxed Pittsburgh's only sustained drive of the night. The Panthers had been held to three Josh Cummings field goals until the decisive 14-play, 73-yard TD drive.

West Virginia still had one final gasp left and reached the Pittsburgh 32 with 55 seconds remaining. But on fourth-and-five, Marshall found no open options and ultimately threw incomplete to hand the ball — and game

GAME SUMMARIES

— over to the Panthers. One play earlier, the elusive Mountaineers quarterback nearly caught a pass at the goal line from receiver Dwayne Thompson on a gadget play. H.B. Blades provided just enough disruption in coverage to make the pass fall incomplete.

Although Palko was only 14 of 38 for 165 yards and an interception versus the Mountaineers, Pittsburgh had ample opportunity to post more points. In addition to figuring prominently on the final drive, Lee was productive all night with eight receptions for 124 yards. Running back Tim Murphy, saddled by injuries much of the early season, rushed for a career-high 106 yards on 20 carries. Six Pittsburgh trips into West Virginia territory, however, resulted in just nine points.

The game, televised by ESPN, marked the 97th renewal of the famed "Backyard Brawl" series. West Virginia became Pittsburgh's most-played opponent, surpassing the 96 games played versus Penn State.

SCORING SUMMARY

| | | | | | |
|----------------------|-----------|----------|----------|----------|-----------|
| WEST VIRGINIA | 10 | 0 | 3 | 0 | 13 |
| PITTSBURGH | 0 | 6 | 3 | 7 | 16 |

First Quarter

WVU — Colson 6-yard run (Cooper kick) 6:55
WVU — Cooper 26-yard field goal 1:56

Second Quarter

PITT — Cummings 37-yard field goal 14:04
PITT — Cummings 35-yard field goal 8:15

Third Quarter

PITT — Cummings 20-yard field goal 9:54
WVU — Good 31-yard field goal 5:07

Fourth Quarter

PITT — Palko 2-yard run (Cummings kick) 4:06

GAME STATISTICS

| Team Stats | WVU | PITT |
|---------------------|---------|---------|
| First Downs | 19 | 19 |
| Rushes-Yards | 49-213 | 35-143 |
| Att-Comp-Int | 27-14-2 | 38-14-1 |
| Passing Yards | 145 | 165 |
| Total Yards | 358 | 308 |
| Punt Returns-Yards | 3-28 | 2-23 |
| Kick Returns-Yards | 4-69 | 3-43 |
| Interceptions-Yards | 1-0 | 2-7 |
| Fumbles-Lost | 2-0 | 0-0 |
| Punts-Average | 4-29.3 | 5-32.8 |
| Penalties-Yards | 10-89 | 2-10 |
| Third Down Conv. | 6-18 | 7-18 |
| Fourth Down Conv. | 2-3 | 0-0 |
| Sacks By-Yards | 3-15 | 1-4 |
| Possession Time | 30:47 | 29:13 |

INDIVIDUAL STATISTICS

Rushing


WVU — Marshall 18-104; Williams 12-58; Colson 14-43, 1 TD; Harris 3-5; Brady 1-5; Team 1-(-2)
PITT — Murphy 20-106; Palko 9-26, 1 TD; Kirkley 3-16; Strong 1-(-2); Team 2-(-3)

Passing

WVU — Marshall 26-14-2, 145 yards; Thompson 1-0-0, 0 yards
PITT — Palko 38-14-1, 165 yards

Receiving

WVU — Harris 4-28; Jackson 2-37; Colson 2-22; Henderson 2-4; Hales 1-16; Hunter 1-16; Johnson 1-15; Pennington 1-7
PITT — Lee 8-124; Murphy 2-8; Furman 1-16; Gill 1-10; Campbell 1-5; Kirkley 1-2



GAME 11

PITTSBURGH 43 • SOUTH FLORIDA 14 DECEMBER 4, 2004 RAYMOND JAMES STADIUM (23,417)

TAMPA—Pittsburgh clinched its first-ever Bowl Championship Series berth with a resounding 43-14 demolition of host South Florida in front of a national ESPN2 television audience.

The victory assured the Panthers (8-3) of their first January bowl game since the 1983 season. The Panthers accepted an invitation to play in the 2005 Tostitos Fiesta Bowl the following day.

Unlike the late dramatics of its prior three games, Pittsburgh jumped on the Bulls early and achieved its largest margin of victory on the year.

The Panthers were fueled by a highly effective passing attack led by quarterback Tyler Palko and receiver Greg Lee. Palko hit 67.8% of his passes (19 of 28) for a career-high 411 yards, the fifth-highest total in school history. He matched his personal best with five touchdown passes and threw no interceptions.

Three of those scoring strikes went to Lee, a Tampa native, who had eight receptions for 153 yards (19.1 avg.). His TDs went for 18, six and seven yards — all in the first half — to lift Pittsburgh to a 29-7 intermission lead.

Pittsburgh's other first-half scores provided historic footnotes for linebacker Malcolm Postell and placekicker Josh Cummings.

Postell gave the Panthers a 13-0 lead when he returned an interception 15 yards for a touchdown. It was his third interception return for a score on the season, setting a school record. Postell later had another pick, which he returned 18 yards to the USF seven before being tackled.

Cummings added a 39-yard field goal, his 18th of the year, tying the school single-season record set by Carson Long during the 1976 national championship campaign.

South Florida (4-7) pulled within 29-14 at the 4:27 mark of the third quarter. Pittsburgh, however, quickly ended any USF aspirations for a comeback by moving 93 yards in three minutes to go up 36-14 on Marcus Furman's 11-yard touchdown off a screen pass.

The third period ended on an 80-yard touchdown catch by Erik Gill, the longest reception ever for a Pittsburgh tight end. The 6-foot-5 Gill exploited man coverage by getting behind the secondary, hauling in a pinpoint pass from Palko at midfield and running in for the Panthers' final score.

The 43 points marked a season high for the Panthers.

Pittsburgh was originally scheduled to play South Florida as a season opener on Sept. 6. However, the game was postponed due to Hurricane Frances, which was moving through the southeast at the time.

SCORING SUMMARY

| | | | | | |
|----------------------|-----------|-----------|-----------|----------|-----------|
| PITTSBURGH | 13 | 16 | 14 | 0 | 43 |
| SOUTH FLORIDA | 0 | 7 | 7 | 0 | 14 |

First Quarter

PITT — Lee 18-yard pass from Palko (kick blocked) 10:25
PITT — Postell 15-yard interception return (Cummings kick) 10:04

Second Quarter

PITT — Cummings 39-yard field goal 14:56
PITT — Lee 6-yard pass from Palko (kick blocked) 9:43
USF — Julmiste 16-yard pass from Hall (Geisler kick) 4:59
PITT — Lee 7-yard pass from Palko (Cummings kick) 1:24

Third Quarter

USF — Crossley 1-yard run (Geisler kick) 4:27
PITT — Furman 11-yard pass from Palko (Cummings kick) 1:27
PITT — Gill 80-yard pass from Palko (Cummings kick) 0:00

Fourth Quarter

No Scoring

GAME STATISTICS

| Team Stats | PITT | USF |
|---------------------|---------|---------|
| First Downs | 22 | 21 |
| Rushes-Yards | 34-53 | 41-146 |
| Att-Comp-Int | 32-20-0 | 35-18-2 |
| Passing Yards | 422 | 206 |
| Total Yards | 475 | 352 |
| Punt Returns-Yards | 3-22 | 0-0 |
| Kick Returns-Yards | 3-43 | 6-86 |
| Interceptions-Yards | 2-33 | 0-0 |
| Fumbles-Lost | 1-1 | 2-2 |
| Punts-Average | 3-43.0 | 6-43.0 |
| Penalties-Yards | 11-75 | 12-104 |
| Third Down Conv. | 7-14 | 7-15 |
| Fourth Down Conv. | 1-1 | 1-2 |
| Sacks By-Yards | 1-2 | 3-24 |
| Possession Time | 30:34 | 29:26 |

INDIVIDUAL STATISTICS

Rushing

PITT— Murphy 12-52; Furman 5-7; Mason 5-5; Flacco 4-5; McKillop 1-(-2); McCray 2-(-5); Palko 5-(-9)
 USF — Hall 15-85; Chambers 6-27; Julmiste 6-21; Garris 2-13; Crossley 8-8, 1 TD; Banks 1-(-2); Henderson 3-(-6)

Passing

PITT — Palko 28-19-0, 411 yards, 5 TDs; Flacco 4-1-0, 11 yards
 USF — Julmiste 21-12-2, 130 yards; Banks 13-5-0, 60 yards; Hall 1-1-0, 16 yards, 1 TD

Receiving

PITT — Lee 8-153, 3 TDs; DelSardo 5-62; Furman 3-44, 1 TD; Gill 2-126, 1 TD; Murphy 1-26; Buches 1-11
 USF — Lipp 4-50; Peyton 3-39; Crossley 3-14; Garris 2-35; Hall 2-18; Sheffield 1-18; Julmiste 1-16, 1 TD; Green 1-8; Chambers 1-8

GAME 12

**UTAH 35 • PITTSBURGH 7
 JANUARY 1, 2005
 SUN DEVIL STADIUM (73,519)**


TEMPE, Ariz.—Making its first appearance in the Fiesta Bowl since the 1983 season, Pittsburgh fell victim to a lethal Utah passing game and equally potent pass rush in a 35-7 defeat on ABC television.

Tyler Palko was sacked nine times, a Fiesta Bowl record, as Pittsburgh's offense was grounded most of the evening. Utah, meanwhile, thrived under the direction of Heisman Trophy finalist Alex Smith, who completed 29-of-37 passes for 328 yards and four touchdowns. Smith's 78% completion rate was also a Fiesta Bowl record.

The Utes finished the 2004 season with a 12-0 record and ranked as high as fourth in the final polls. Pittsburgh finished with an 8-4 mark and ranked No. 25.

Utah scored touchdowns on five of its first seven possessions, including all three in the third quarter.

The third period proved to be the turning point. In the first half, Pittsburgh controlled the ball and largely kept Utah's offense off the field. The Panthers had a seven-minute advantage in time of possession, but still trailed 14-0 at intermission.



Pittsburgh advanced into Utah territory three times in the first half. Four sacks and a blocked field goal attempt kept the Panthers off the scoreboard.

The Utes blew the game open with two touchdowns within five minutes of each other in the third. The lead expanded to 28-0 after Smith hit Paris Warren on a 23-yard strike. Warren was uncontainable all evening, catching a Fiesta Bowl-record 15 passes for 198 yards with two touchdowns.

Pittsburgh's lone score came on a beautiful over-the-shoulder grab by Greg Lee that went for a 31-yard touchdown with 4:28 left in the third period. Lee had seven receptions for 93 yards, while fellow wideout Joe DelSardo had nine catches for 109 yards.

Unfortunately, the Panthers could not muster any semblance of a running game, netting just 17 yards on the night.

The game marked the final head coaching appearance for Walt Harris at Pittsburgh, ending an eight-year tenure with the Panthers.

SCORING SUMMARY

| | | | | | |
|------------|---|---|----|---|----|
| PITTSBURGH | 0 | 0 | 7 | 0 | 7 |
| UTAH | 7 | 7 | 21 | 0 | 35 |

First Quarter

UTAH — Ganther 4-yard run (Carroll kick) 3:09

Second Quarter

UTAH — Madsen 6-yard pass from Smith (Carroll kick) 5:29

Third Quarter

UTAH — Johnson 18-yard pass from Smith (Carroll kick) 11:13

UTAH — Warren 23-yard pass from Smith (Carroll kick) 6:22

PITT — Lee 31-yard pass from Palko (Cummings kick) 4:28

UTAH — Warren 18-yard pass from Smith (Carroll kick) 0:25

Fourth Quarter

No Scoring

GAME STATISTICS

| Team Stats | PITT | UTAH |
|---------------------|---------|---------|
| First Downs | 19 | 25 |
| Rushes-Yards | 30-17 | 31-139 |
| Att-Comp-Int | 40-22-0 | 37-29-0 |
| Passing Yards | 251 | 328 |
| Total Yards | 268 | 467 |
| Punt Returns-Yards | 0-0 | 1-10 |
| Kick Returns-Yards | 3-44 | 2-42 |
| Interceptions-Yards | 0-0 | 0-0 |
| Fumbles-Lost | 0-0 | 1-1 |
| Punts-Average | 5-36.0 | 1-28.0 |
| Penalties-Yards | 3-30 | 7-51 |
| Third Down Conv. | 7-17 | 8-10 |
| Fourth Down Conv. | 1-2 | 0-1 |
| Sacks By-Yards | 2-9 | 9-73 |
| Possession Time | 31:17 | 28:43 |

INDIVIDUAL STATISTICS

Rushing

PITT — Murphy 12-37; Furman 3-17; Graessle 1-7; Palko 14-(-44)
 UTAH — Smith 15-68; Ganther 6-34, 1 TD; Johnson 9-20; Warren 1-17

Passing

PITT — Palko 40-22-0, 251 yards, 1 TD
 UTAH — Smith 37-29-0, 328 yards, 4 TDs

Receiving

PITT — DelSardo 9-109; Lee 7-93, 1 TD; Murphy 4-42; Furman 2-7
 UTAH — Warren 15-198, 2 TDs; Savoy 7-70; Madsen 4-27, 1 TD; Johnson 1-18, 1 TD; Latendresse 1-9; Ganther 1-6

2004 HONORS

JUSTIN ACIERNO *Fullback*

Big East All-Academic Football Team

AZZIE BEAGNYAM *Defensive End*

Coaching Staff Defensive Player of the Game (Nebraska)

JUSTIN BELARSKI *Center*

Pittsburgh's Ironman Award

Coaching Staff Blocker of the Game (Syracuse)

Coaching Staff Blocker of the Game (Temple)

Coaching Staff Co-Blocker of the Game (Ohio)

Big East All-Academic Football Team

CoSIDA Academic All-District 2 Team

BRIAN BENNETT *Linebacker*

Pittsburgh's Ironman Award

Big East All-Academic Football Team

H.B. BLADES *Linebacker*

First Team All-Big East

Pittsburgh's Defensive MVP

Big East Co-Defensive Player of the Week (Oct. 18)

Coaching Staff Defensive Player of the Game (Boston College)

Coaching Staff Defensive Player of the Game (Furman)

ABC Chevrolet Player of the Game (Nebraska)

JEMEEL BRADY *Free Safety*

Coaching Staff Co-Special Teams Player of the Game (Temple)

VINCE CROCHUNIS *Nose Tackle*

First Team All-Big East

First Team *ESPN the Magazine* Academic All-American

2004 Big East/Aeropostale Football Scholar-Athlete of the Year

Big East All-Academic Football Team

Coaching Staff Co-Defensive Player of the Game (West Virginia)

Coaching Staff Defensive Player of the Game (Notre Dame)

Coaching Staff Co-Defensive Player of the Game (Temple)

Coaching Staff Defensive Player of the Game (Connecticut)

JOSH CUMMINGS *Placekicker*

First Team All-Big East

Pittsburgh's Special Teams Co-MVP

Coaching Staff Special Teams Player of the Game (Notre Dame)

Coaching Staff Special Teams Player of the Game (Rutgers)

Big East Special Teams Player of the Week (Oct. 25)

Big East Special Teams Player of the Week (Sept. 27)

Lou Groza Award "Stars of the Week" (Sept. 27)

Coaching Staff Co-Special Teams Player of the Game (Temple)

Coaching Staff Special Teams Player of the Game (Furman)

JOE DELSARDO *Wide Receiver*

Coaching Staff Offensive Player of the Game (Rutgers)

Coaching Staff Co-Offensive Player of the Game (Furman)

MARCUS FURMAN *Running Back/Kick Returner*

Coaching Staff Co-Special Teams Player of the Game (Temple)

Coaching Staff Co-Special Teams Player of the Game (Nebraska)

ERIK GILL *Tight End*

Pittsburgh's Co-Most Improved Offensive Player

John Mackey Tight End of the Week (Nov. 15)

Pontiac Game Changing Performance of the Week (Notre Dame)

Coaching Staff Co-Offensive Player of the Game (Notre Dame)

Coaching Staff Offensive Player of the Game (Syracuse)

Coaching Staff Co-Blocker of the Game (Furman)

ADAM GRAESSLE *Punter/Kickoff Specialist*

First Team All-Big East

Pittsburgh's Special Teams Co-MVP

Pittsburgh's Most Improved Special Teams Player

Coaching Staff Special Teams Player of the Game (West Virginia)

Coaching Staff Special Teams Player of the Game (Syracuse)

Coaching Staff Special Teams Player of the Game

(Boston College)

Big East Special Teams Player of the Week (Sept. 20)

Coaching Staff Co-Special Teams Player of the Game (Nebraska)

RAYMOND KIRKLEY *Running Back*

Coaching Staff Offensive Player of the Game (Boston College)

Coaching Staff Offensive Player of the Game (Ohio)

NICK KRUT *Punter*

Coaching Staff Special Teams Player of the Game (Connecticut)

BERNARD "JOSH" LAY *Cornerback*

Second Team All-Big East

Pittsburgh's Most Improved Defensive Player

Coaching Staff Defensive Player of the Game (Rutgers)

Big East Co-Defensive Player of the Week (Oct. 25)

GREG LEE *Wide Receiver*

Second Team All-Big East

ESPN's Wrangler Player of the Game (West Virginia)

KEITH MALLEY *Defensive Back*

Coaching Staff Special Teams Player of the Game (Ohio)

TIM MURPHY *Running Back*

Coaching Staff Offensive Player of the Game (West Virginia)

TYLER PALKO *Quarterback*

Second Team All-Big East

Pittsburgh's Offensive MVP

The Sporting News Player of the Week (Nov. 15)

Walter Camp National Offensive Player of the Week (Nov. 15)

USATODAY.com Player of the Week (Nov. 15)

Big East Co-Offensive Player of the Week (Nov. 15)

ESPN Regional Outback Outstanding Back of the Game (Rutgers)

ESPN Regional Outback Outstanding Back of the Game (Temple)

Coaching Staff Co-Offensive Player of the Game (Notre Dame)

Coaching Staff Offensive Player of the Game (Temple)

Coaching Staff Co-Offensive Player of the Game (Furman)

ROB PETITTI *Offensive Tackle*

The Sporting News All-American (second team)

Collegefootballnews.com All-American (second team)

Associated Press All-American (third team)

Sportsillustrated.com Honorable Mention All-American

Unanimous First Team All-Big East

Pittsburgh's Offensive Line MVP

Coaching Staff Blocker of the Game (Notre Dame)

Coaching Staff Blocker of the Game (Nebraska)

Coaching Staff Co-Blocker of the Game (Ohio)

MALCOLM POSTELL *Linebacker*

Big East Co-Defensive Player of the Week (Sept. 13)

Coaching Staff Defensive Player of the Game (Ohio)

DARRELLE REVIS *Cornerback*

The Sporting News Freshman All-American (first team)

Rivals Freshman All-American (second team)

DOUG ROSEBERRY *Linebacker*

Big East All-Academic Football Team

CHARLES SPENCER *Offensive Guard*

Second Team All-Big East

Pittsburgh's Co-Most Improved Offensive Player

Coaching Staff Co-Blocker of the Game (Furman)

DAN STEPHENS *Defensive Tackle*

Second Team All-Big East

First Team *ESPN the Magazine* Academic All-American

Big East All-Academic Football Team

Pittsburgh's Defensive Line MVP

Pittsburgh's Demale Stanley Award


Coaching Staff Co-Defensive Player of the Game (West Virginia)

Coaching Staff Defensive Player of the Game (Syracuse)


Coaching Staff Co-Defensive Player of the Game (Temple)

DALE WILLIAMS *Offensive Tackle*

Big East All-Academic Football Team



Rob Pettiti



Vince Crochunis

2004 RANKINGS

FINAL 2004 BIG EAST STANDINGS

| SCHOOL | BIG EAST | | OVERALL | |
|----------------|----------|------|---------|------|
| | W-L | PCT. | W-L | PCT. |
| PITTSBURGH* | 4-2 | .667 | 8-4 | .667 |
| Boston College | 4-2 | .667 | 9-3 | .750 |
| West Virginia | 4-2 | .667 | 8-4 | .667 |
| Syracuse | 4-2 | .667 | 6-6 | .500 |
| Connecticut | 3-3 | .500 | 8-4 | .667 |
| Rutgers | 1-5 | .167 | 4-7 | .364 |
| Temple | 1-5 | .167 | 2-9 | .182 |

*Bowl Championship Series representative

BIG EAST INDIVIDUAL RANKINGS (TOP 3)

| Individual | Category | Avg./Rating | Big East |
|----------------|--------------------|------------------|----------|
| Adam Graessle | Punting | 43.3 yards/punt | 1st |
| Greg Lee | Receiving | 108.1 yards/game | 1st |
| | Receptions | 5.67 rec./game | 3rd |
| Josh Cummings | Scoring (kickers) | 7.4 pts./game | 2nd |
| | Field Goals | 1.50 FG/game | 2nd |
| | Field Goal Pct. | 66.7 pct. | 3rd |
| | Scoring | 7.4 pts./game | 3rd |
| Josh Lay | Passes Defended | 1.25 PD/game | 2nd |
| Tyler Palko | Passing Efficiency | 135.2 rating | 2nd |
| | Passing | 255.6 yards/game | 3rd |
| Darrelle Revis | Passes Defended | 1.17 PD/game | 3rd |

NCAA INDIVIDUAL RANKINGS (TOP 30)

| Individual | Category | Avg./Rating | NCAA |
|---------------|------------------------|-------------------|-------------|
| Greg Lee | Total Receiving Yards | 1,297 total yards | 5th |
| | Receiving Yds./Game | 108.08 yards/game | 6th |
| | Receptions | 5.67 rec./game | 27th |
| Adam Graessle | Punting | 43.33 yards/punt | 13th |
| Josh Cummings | Field Goals | 1.50 FG/game | 13th (tied) |
| Tyler Palko | Total Offense | 267.2 yards/game | 18th |
| | Points Responsible For | 13.83 points/game | 20th (tied) |
| | Passing Completions | 19.17 comp./game | 25th (tied) |

NCAA INDIVIDUAL DEFENSIVE RANKINGS (TOP 30)

| Individual | Category | Avg./Rating | NCAA |
|------------|-----------------|--------------|-------------|
| Josh Lay | Passes Defended | 1.25 PD/game | 22nd (tied) |

BIG EAST TEAM RANKINGS (TOP 3)

| Category | Avg./Rating | Big East |
|--------------------|------------------------|----------|
| Opp 4th-Down Conv. | 38.1 percent | 1st |
| Turnover Margin | +13 (1.08 margin/game) | 1st |
| Penalties | 46.7 yds./game | 1st |
| 3rd-Down Conv. | 38.1 percent | 2nd |
| Passing Efficiency | 135.1 rating | 2nd |
| Opponent Penalties | 73.8 yds./game | 2nd |
| 4th-Down Conv. | 60.0 percent | 2nd |
| Scoring Offense | 27.1 pts./game | 3rd |
| Red Zone Offense | 80.9 percent | 3rd |
| Rushing Defense | 140.2 yds./game | 3rd |
| Opp 3rd-Down Conv. | 35.5 percent | 3rd |
| Passing Offense | 260.1 yds./game | 3rd |
| Field Goals | 66.7 percent | 3rd |
| Time of Possession | 30:39 avg./game | 3rd |

NCAA TEAM RANKINGS (TOP 30)

| Category | Avg./Rating | NCAA |
|------------------------|------------------|-------------|
| Turnover Margin | 1.08 margin/game | 6th (tied) |
| Turnovers Lost | 13 total | 7th (tied) |
| Interceptions | 17 total | 9th (tied) |
| Fumbles Lost | 6 total | 12th (tied) |
| Passes Had Intercepted | 7 total | 15th (tied) |
| Passing Offense | 260.1 yards/game | 24th |
| Fewest Yards Penalized | 46.7 yards/game | 28th |
| Turnovers Gained | 26 total | 30th (tied) |



Adam Graessle led the Big East and ranked 13th nationally with a 43.33-yard punting average.

ED CONWAY AWARD

UNTIL HIS PASSING IN 1974, ED CONWAY WAS THE RADIO VOICE OF PITT FOOTBALL FOR FOUR YEARS AND A TREMENDOUS FRIEND AND SUPPORTER OF THE PANTHERS PROGRAM. IN APPRECIATION OF HIS WORK, THE FOOTBALL TEAM PRESENTS AN ANNUAL AWARD IN HIS HONOR TO THE MOST IMPROVED PLAYERS EACH SPRING.

1975 Offense: John Pelusi (C)
Defense: Randy Cozens (DE)

1976 Offense: Bob Hutton (HB)
Defense: LeRoy Felder (DB)

1977 Offense: Randy Reutershan (FL)
George Link (OG)
Defense: Dave Logan (MG)

1978 Offense: Ray "Rooster" Jones (HB)
Defense: Lynn Thomas (DB)

1979 Offense: Russ Grimm (C)
Defense: Charles "Yogi" Jones (LB)

1980 Offense: Emil Boures (OG)
Defense: Carlton Williamson (SS)

1981 Offense: Wayne DiBartola (FB)
Defense: Wallace "Pappy" Thomas (CB)

1982 Offense: Marlon McIntyre (FB)
Defense: Dan "Peep" Short (SS)

1983 Offense: Mike Dahl (OG)
Defense: Melvin Dean (CB)
Troy Benson (LB)

1984 Offense: Dwayne Milloy (FL)
Defense: Steve Apke (LB)

1985 Offense: Dave Shuck (TE)
Defense: Lee Hetrick (LB)
John Lewis (CB)

1986 Offense: Darrin Gillaspie (WR)
Defense: Jerry Olsavsky (LB)

1987 Offense: Nate Heyward (RB)
Defense: Carnel Smith (DE)

1988 Offense: Adam Walker (RB)
Defense: Louis Riddick (SS)

1989 Offense: Mike LiVorio (OL)
Defense: Dave Coleman (CB)

1990 Offense: Scott Stark (QB)
Defense: Anthony Jagers (SS)

1991 Offense: Dan Anderson (OL)
Defense: Jeff Esters (DL)

1992 Offense: Mark Fely (OL)
Defense: Mike Halapin (DL)

1993 Offense: Raymond Belvin (TE)
Defense: Tom Barndt (DL)
Jason Chavis (LB)
Jay Jones (DB)

1994 Offense: Brian Curran (OL)
Defense: Mike Mohring (DL)

1995 Offense: John Jones (TE)
Defense: David Sumner (LB)

1996 Offense: Kirk McMullen (TE)
Defense: Rasshad Whitmill (DB)

1997 Offense: Ethan Weidle (OL)
Defense: Frank Moore (DL)

1998 Offense: Matt Lytle (QB)
Defense: Nick Cole (LB)

1999 Offense: Jeff McCurley (OL)
Defense: Ryan Smith (DL)
Mark Ponko (DB)

2000 Offense: Mike Bosnic (TE)
Defense: Bryan Knight (DL)
Amir Purifoy (LB)

2001 Offense: Kris Wilson (TE)
Defense: Torrie Cox (DB)
Lewis Moore (LB)

2002 Offense: Brandon Miree (RB)
Tim Murphy (RB)
Defense: Vince Crochunis (DL)
Tez Morris (DB)
Malcolm Postell (LB)

2003 Offense: Chris Curd (WR)
Defense: Bernard "Josh" Lay (DB)
Malcolm Pinder (DL)

2004 Offense: Mike McGlynn (OL)
Tim Murphy (RB)
Defense: Charles Sallet (DL)
Clint Session (LB)

2005 Offense: Mike McGlynn (OL)
Defense: Chris McKillop (DL)



Offensive tackle Mike McGlynn (top) and defensive end Chris McKillop (bottom) were named the 2005 Ed Conway Award winners.